

| REVISION DATE |
|---------------|
| 07-13-2001 |
| 06-16-2010 |
| 03-05-2015 |
| |
| |

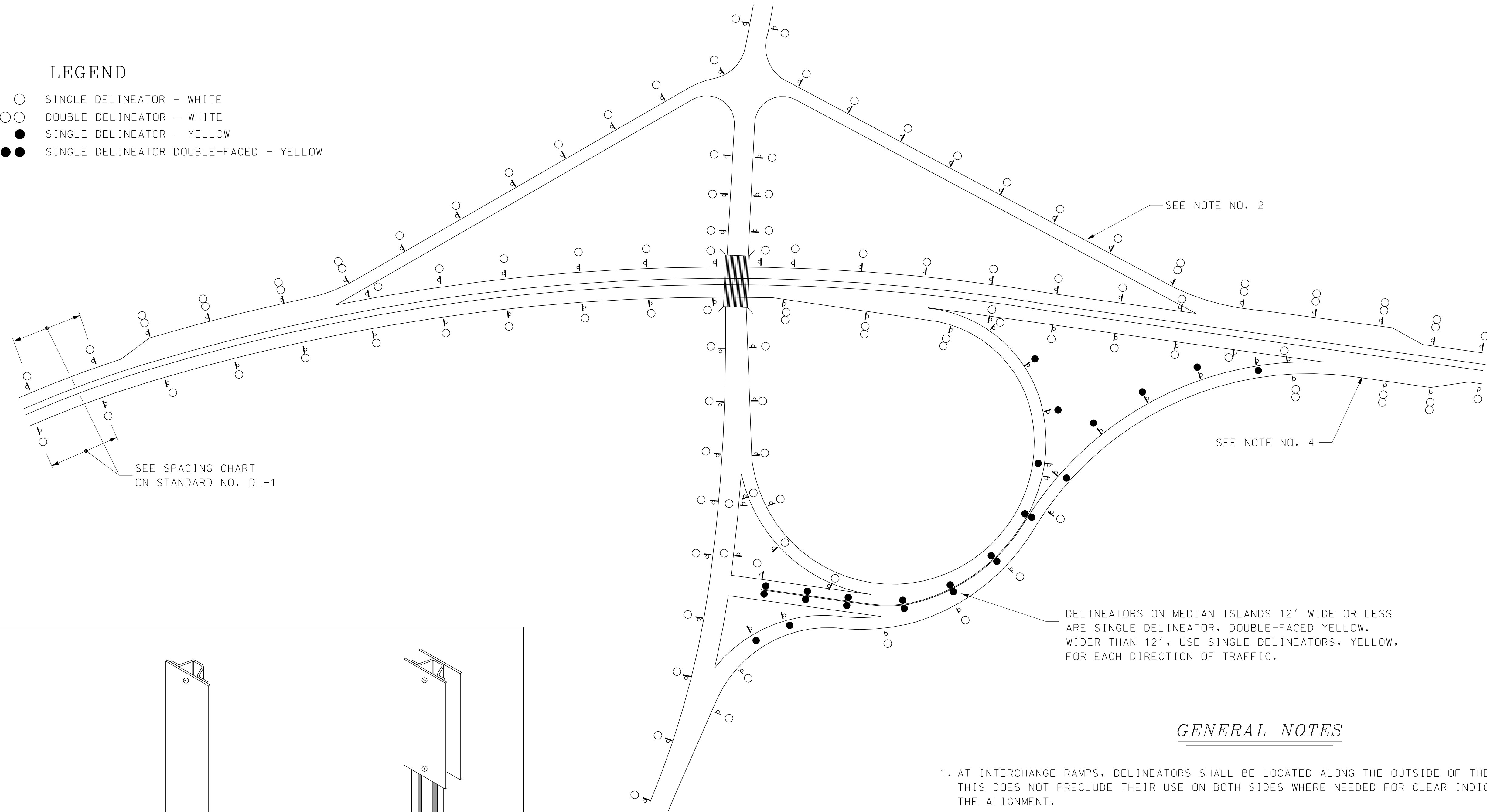
| |
|------------------------|
| *DGN FILE NAME DL-2 |
|------------------------|

STANDARD PLANS



LEGEND

- SINGLE DELINEATOR - WHITE
- DOUBLE DELINEATOR - WHITE
- SINGLE DELINEATOR - YELLOW
- SINGLE DELINEATOR DOUBLE-FACED - YELLOW



SEE SPACING CHART ON STANDARD NO. DL-1

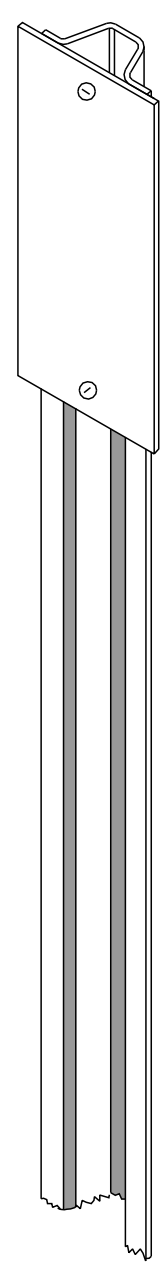
SEE NOTE NO. 2

SEE NOTE NO. 4


DELINEATORS ON MEDIAN ISLANDS 12' WIDE OR LESS ARE SINGLE DELINEATOR, DOUBLE-FACED YELLOW. WIDER THAN 12', USE SINGLE DELINEATORS, YELLOW, FOR EACH DIRECTION OF TRAFFIC.

GENERAL NOTES

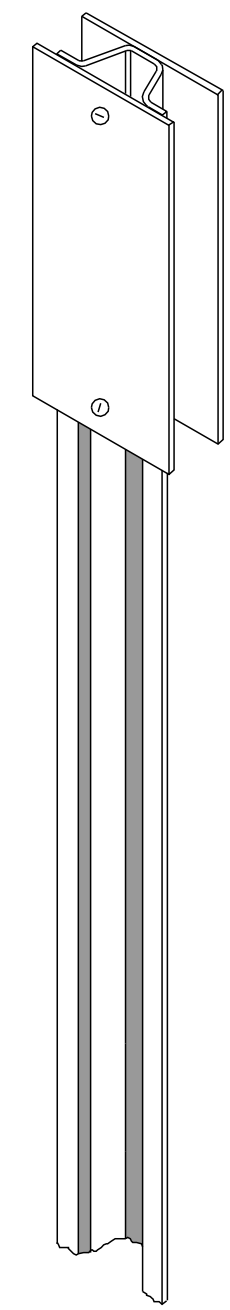
1. AT INTERCHANGE RAMP, DELINEATORS SHALL BE LOCATED ALONG THE OUTSIDE OF THE CURVES. THIS DOES NOT PRECLUDE THEIR USE ON BOTH SIDES WHERE NEEDED FOR CLEAR INDICATION OF THE ALIGNMENT.
2. CONTINUE NORMAL DELINEATOR SPACING ON RIGHT SIDE OF RAMP IF RADII OF CURVES ARE GREATER THAN 1000 FT OR TANGENT (SEE STD. NO. DL-1)
3. WHEN THE RADII OF RIGHT HAND CURVES ON RAMP AND LOOPS ARE LESS THAN 1000 FT., DELINEATE THE LEFT SIDE (OUTSIDE OF CURVE) OF EACH RAMP OR LOOP FROM THE PC TO THE PT OR CARRY DELINEATION ON THE RIGHT SIDE FOR A MINIMUM OVERLAP OF 2 DELINEATORS. WHERE DELINEATION IS TERMINATED ON THE LEFT SIDE, BEGIN DELINEATION AGAIN ON THE RIGHT SIDE WITH A MINIMUM OVERLAP OF 2 DELINEATORS. WHEN THE GAP ON THE RIGHT SIDE IS LESS THAN 500 FT., CONTINUE THE DELINEATORS ON THE RIGHT SIDE THROUGH THE CURVE.
4. ON SPEED CHANGE LANES THE DELINEATORS SHALL BE INSTALLED ON THE RIGHT FOR RIGHT HAND CONNECTIONS, AND ON THE LEFT FOR LEFT HAND CONNECTIONS. DOUBLE DELINEATORS SHALL BE INSTALLED AT 100 FT. INTERVALS ALONG ACCELERATION AND DECELERATION LANES.



SINGLE DELINEATOR
ITEM 621.31



DOUBLE DELINEATOR
ITEM 621.32



SINGLE DELINEATOR
DOUBLE-FACED
ITEM 621.33

| |
|-------------------------|
| DELINEATION STANDARD |
| INTERCHANGE DELINEATION |