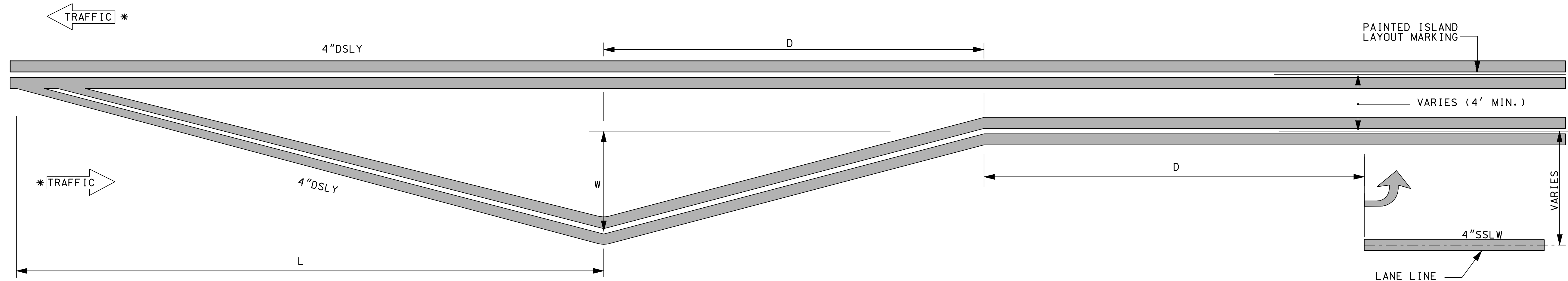


REVISION DATE
07-13-2001
02-26-2010

\*DGN FILE NAME  
PM-6



*PAINTED ISLAND WITH LEFT TURN LANE*

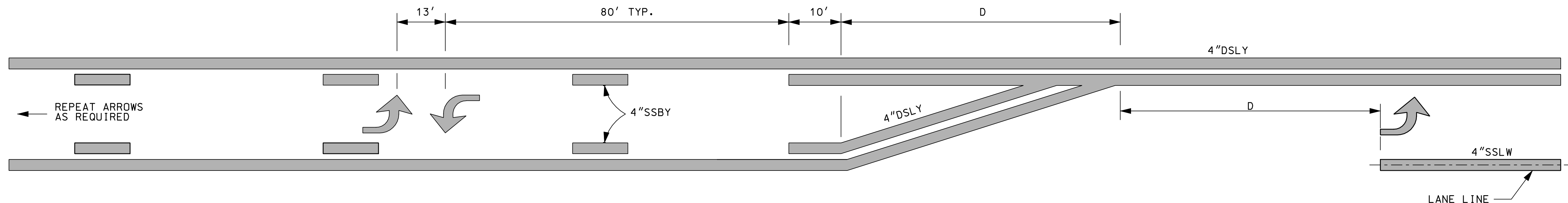
TRANSITION TAPER = L

POSTED SPEED (mph)	L
≤ 40	$WS^2/60$
≥ 45	WS

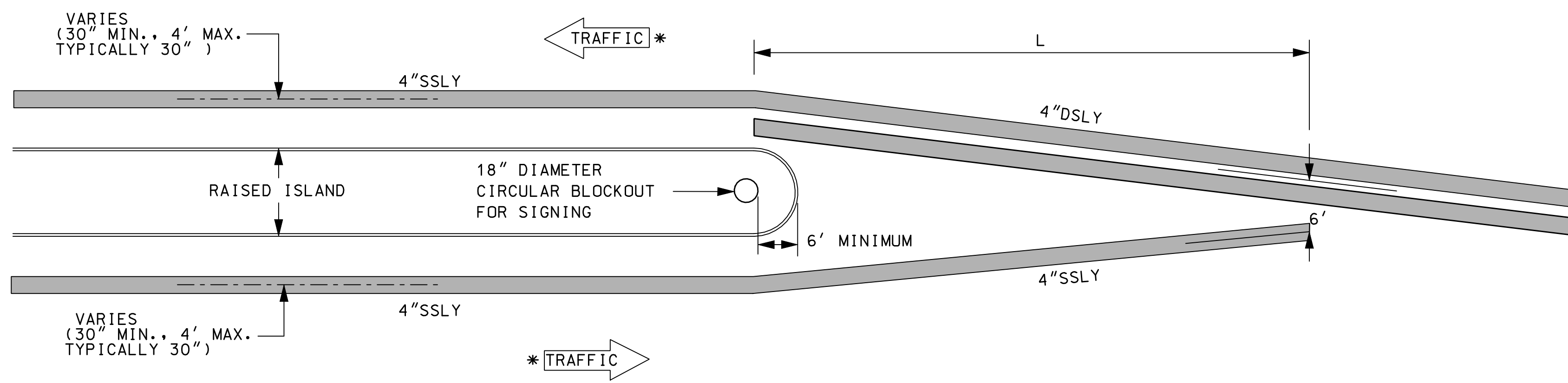
W = WIDTH OF OFFSET (feet)  
S = POSTED SPEED LIMIT (mph)

DECELERATION TRANSITION TAPER = D

POSTED SPEED (mph)	LENGTH (ft)
≤ 40	75
≥ 45	100



*SINGLE LANE, TWO-WAY LEFT TURN WITH LEFT TURN ONLY*



*STRIPING AT ENDS OF RAISED ISLANDS*

*GENERAL NOTES*

1. SEE STANDARD NO. PM-8 FOR LAYOUT OF WORDS AND SYMBOLS WITHIN TURN LANES.
2. SEE RAISED ISLAND BLOCKOUTS ON STANDARD HR-2

\* ARROWS SHOWN ON THIS SHEET INDICATE DIRECTION OF TRAFFIC ONLY.

PAVEMENT MARKING STANDARD

*PAINTED ISLAND DETAILS*

STANDARD PLANS

