

# **Governor's Advisory Commission on Intermodal Transportation**

## **Draft 2023-2032 Ten Year Plan Fall 2021 Public Hearing Summary**

November 10, 2021

# Presentation Outline

- Federal Funding & Strategy Update
- State Funding Update
- Hearing & Survey Summary

# Federal Funding Update

## Anticipated IJA Funding Categories

	IJA (FY22 - FY26)	5yr of prior approp	New Money	In Draft TYP	Not in draft TYP
Highway Programs	\$ 1,139,107,791	\$ 915,000,000	\$ 224,107,791	\$ 1,139,107,791	\$ -
Bridge Program	\$ 225,000,000	\$ -	\$ 225,000,000		\$ 225,000,000
EV Charging	\$ 17,271,581	\$ -	\$ 17,271,581		\$ 17,271,581
Public Transportation **	\$ 131,050,293	\$ 97,500,000	\$ 33,550,293	\$ 116,010,341	\$ 15,039,952
Airports ***	\$ 45,600,000		\$ 45,600,000		\$ 45,600,000
<b>Transportation</b>	<b>\$ 1,558,029,665</b>	<b>\$ 1,012,500,000</b>	<b>\$ 545,529,665</b>	<b>\$ 1,255,118,132</b>	<b>\$ 302,911,533</b>
Broadband	\$ 100,000,000				
Wildfires	\$ 5,600,000				
Cyber Security	\$ 12,400,000				
Water	\$ 418,000,000				
<b>Other Infra Total</b>	<b>\$ 536,000,000</b>				
<b>NH Total</b>	<b>\$ 2,094,029,665</b>				

\*\* Allocations across the individual FTA programs are not known, only total apportionment

\*\*\* This is the anticipated level of funding. FAA projects are not part of surface transportation.

# Federal Funding Update

## Federal Funding Update

- Infrastructure Investment Jobs Act (IIJA) ***Passed by House***
  - \$1.139B (FY22 - FY26) – \$228M/year (avg.) apportionment for NH
    - Aligns with assumed funding for fiscal constraint
  - \$242M Advance General Fund Appropriations for NH
    - \$225M (\$45M/Year) in additional funding for bridges
    - \$17.3M (\$3.4M/Year) EV Infrastructure Program

## Other federal aid plans Update (CARES, CRRSA, & ARP)

- \$133M in COVID relief funds across all modes of transportation

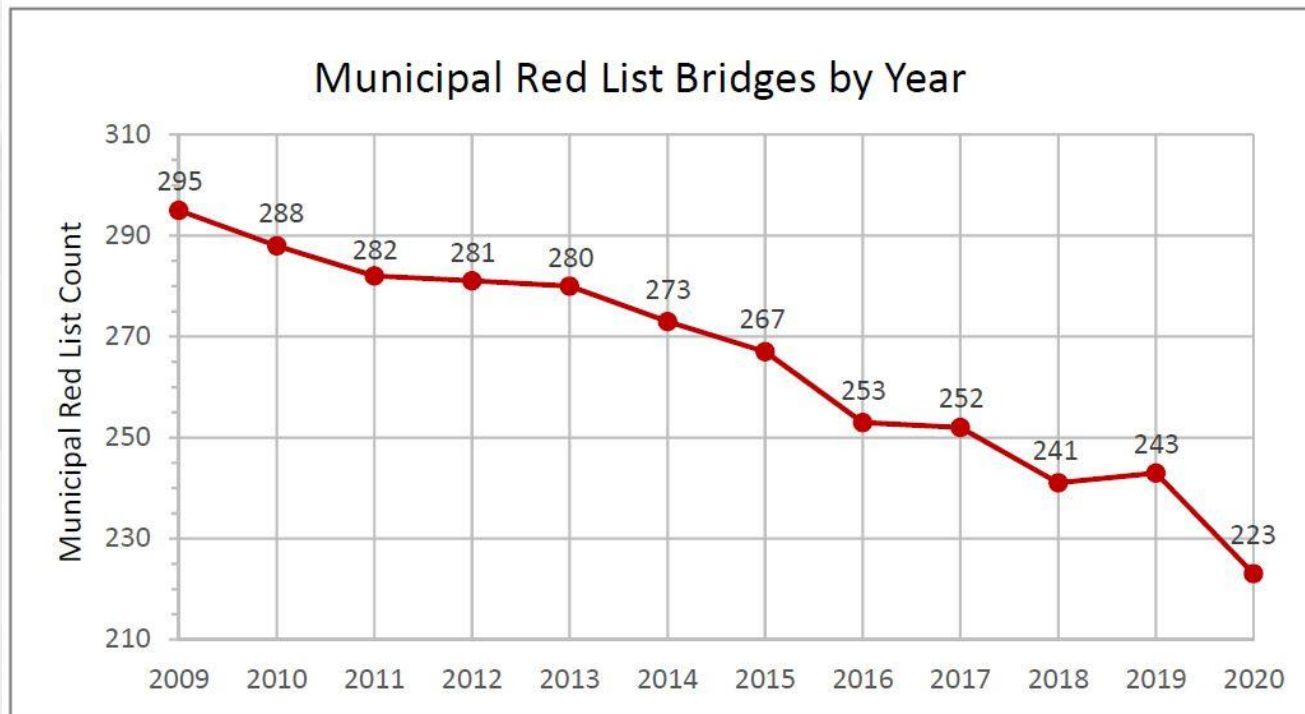
# Federal Funding Update

## Federal Funding Update

- \$242M Advance General Fund Appropriations
  - \$45M/Year in additional funding for bridges
  - \$3.4M/Year EV Infrastructure Program
- Assumptions
  - Fund is available only for current authorization (5 years)
  - Funds will be allocated in FY23 – FY27 in Draft TYP

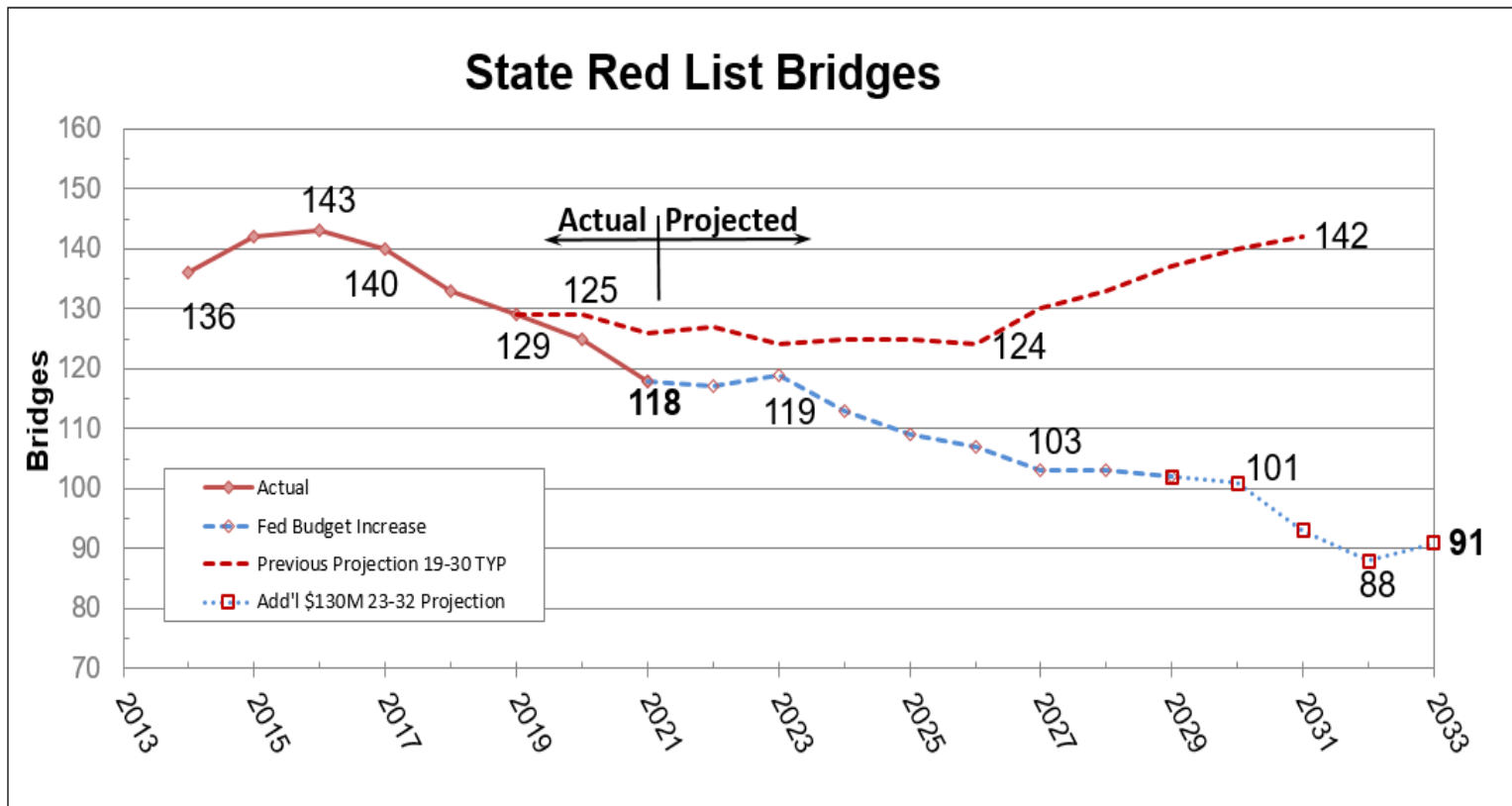
# Strategy

- Allocate 15% of bridge funds to municipal bridge program (\$6.75M)



# Strategy

- Allocate remaining \$38M/Year bridge funds to existing bridge projects to free up funds with greater spending flexibility





# Strategy

- Increase mandated programs by 24%  
HSIP, TAP, CMAQ, Rec Trails, etc. (\$8.3M)
- Fund administrative project changes
- Fund anticipated project increases
- Fund recommended changes



# State Funding Update

## State Funding

- Draft TYP constraint was based on reduced state revenue for Betterment and SB367 from 22-23 State Budget and Road Usage Fee study
- Current data shows actual road toll revenue trending slightly higher than plan for the first 4 month of SFY22

### Road Toll Collection Summary

(in millions) Actual vs Plan YTD through October 2021				
Revenue Source	2022 Actual	2022 Plan	Variance	
Unrestricted Road Toll*	\$ 43.4	\$ 41.7	\$	1.7
Betterment**	\$ 7.5	\$ 7.2	\$	0.3
SB367**	\$ 12.1	\$ 11.4	\$	0.7

\*Source: Dept. of Admin Services Oct FY22 Monthly Revenue Focus  
 \*\* Source: NH FIRST Oct FY22 Statement of Appropriations

# State Funding Update

## Department of Safety Road Toll Collection Summary Actual vs. Plan

Revenue Source	2020 Actual	2020 Plan	Variance
Unrestricted Road Toll	\$ 121,954,980	\$ 127,000,000	\$ (5,045,020)
Betterment	\$ 20,925,895	\$ 22,326,563	\$ (1,400,668)
SB 367	\$ 33,655,696	\$ 35,519,531	\$ (1,863,835)

Revenue Source	2021 Actual	2021 Plan	Variance
Unrestricted Road Toll	\$ 116,896,576	\$ 132,400,000	\$ (15,503,424)
Betterment	\$ 19,984,019	\$ 22,687,500	\$ (2,703,481)
SB 367	\$ 32,144,322	\$ 36,093,750	\$ (3,949,428)

Revenue Source	2022 Plan	2023 Plan
Unrestricted Road Toll	\$ 120,000,000	\$ 121,800,000
Betterment	\$ 20,625,000	\$ 20,882,812
SB 367	\$ 32,812,500	\$ 33,222,656

*Note: The actual revenue numbers are on the cash basis and do not include year end accruals or reversals for accounts receivable.*

# State Funding Update

## TYP Betterment and SB367 Comparison (8 years 2023 -2030)

(in millions)				Variance due to	
Revenue Source	Draft TYP	Current TYP	Variance	Baseline Revenue	Fuel Efficiency
Betterment	\$ 160.8	\$ 192.4	\$ (31.6)	(24.8)	\$ (6.80)
SB367	\$ 247.7	\$ 271.3	\$ (23.6)	(23.6)	\$ -

# State Funding Update

## SB367 Waterfall / TIFIA Debt Service

Fiscal Year	\$0.042 Dedicated Road Toll Increase <sup>1</sup>	Municipal Block Grant Aid Revenue)	Debt Service & Cost of Issuing Bonds Due on \$200M TIFIA Financing <sup>2</sup> for I-93	State Aid for Municipal Bridges	DOT Operating Budget	Transfer from FY 16 savings in Operating <sup>4</sup>	TIFIA Pledged Paving and Bridge Repair <sup>3</sup>	Betterment
2015 Actual	\$34,317,587	-	\$100,000	\$9,117,587	-		\$25,100,000	-
2016 Actual	\$34,686,888	\$4,118,110	\$284,354	\$6,800,000	\$8,300,000		\$15,184,423	-
2017 Actual	\$34,974,610	\$4,162,427	\$473,303	\$6,800,000	\$8,300,000	\$4,000,000	\$19,238,880	-
2018 Actual	\$35,358,920	\$4,196,953	\$735,276	\$6,800,000	-		\$23,626,691	-
2019 Actual	\$35,808,375	\$4,243,070	\$1,297,686	\$6,800,000	-		\$23,467,619	-
2020 Actual	\$32,980,660	\$4,297,005	\$1,673,067	\$6,800,000	-		\$20,210,589	\$ 20,501,586
2021 Actual	\$32,592,186	\$3,957,679	\$2,006,350	\$6,800,000	-		\$19,828,157	\$ 19,984,021
2022 Budget	\$32,812,500	\$3,911,062	\$2,215,000	\$6,800,000	-		\$19,886,438	\$ 20,625,000
2023 Budget	\$33,222,656	\$3,937,500	\$2,215,000	\$6,800,000	-		\$20,270,156	\$ 20,950,000
2024	\$32,890,429	\$3,986,719	\$2,215,000	\$6,800,000	-		\$19,888,711	\$ 20,600,000
2025	\$32,528,635	\$3,946,852	\$2,215,000	\$6,800,000	-		\$19,566,783	\$ 20,400,000
2026	\$32,203,348	\$3,903,436	\$23,425,706	\$4,874,206	-		\$0	\$ 20,150,000
2027	\$31,881,315	\$3,864,402	\$23,425,706	\$4,591,207	-		\$0	\$ 19,980,000
2028	\$31,562,502	\$3,825,758	\$23,425,706	\$4,311,038	-		\$0	\$ 19,780,000
2029	\$31,246,877	\$3,787,500	\$23,425,706	\$4,033,671	-		\$0	\$ 19,580,000
2030	\$30,965,655	\$3,749,625	\$23,425,706	\$3,790,324	-		\$0	\$ 19,380,000
2031	\$30,686,964	\$3,715,879	\$23,425,706	\$3,545,379	-		\$0	\$ 19,230,000
2032	\$30,410,781	\$3,682,436	\$23,425,706	\$3,302,640	-		\$0	\$ 19,050,000
2033	\$30,137,084	\$3,649,294	\$23,425,706	\$3,062,084	-		\$0	
2034	\$29,865,850	\$3,616,450	\$23,425,706	\$2,823,694	-		\$0	
2035	\$0	\$0	\$0	\$0	-		\$0	
<b>TOTAL</b>	<b>\$651,133,823</b>	<b>\$74,552,157</b>	<b>\$226,261,389</b>	<b>\$111,451,830</b>	<b>\$16,600,000</b>	<b>4,000,000</b>	<b>\$226,268,447</b>	<b>\$ 260,210,607</b>

TIFIA Pledge for  
Bridge & Paving  
Ends 2025

<sup>1</sup> - FY2022 and FY2023 Enacted Budget (CH 91 L of 21); FY2024 - FY2034 % reductions provided by Cambridge Systematics as part of the Road Usage Fee Study.

<sup>2</sup> - Actual/Projected debt service based on loan closing 5/24/2016.  
 - \$200M TIFIA Financing; 9 year deferral period for principal payments  
 - All-In True Interest Cost = 1.09%  
 - Includes \$20,000 annual TIFIA Administrative Fee.

<sup>3</sup> - Pursuant to SB367 requirements, funds identified will be allocated based on RSA 235:23-a, Highway and Bridge Betterment Account.

<sup>4</sup> - Savings realized in Highway Maintenance in FY2016 transferred to TIFIA Pledged Paving and Bridge Repair pursuant to CH 0324:10 L16.



# Hearing & Survey Summary

## NHDOT Planning Ahead 2032

### Survey Conclusions

Public support for the Department's strategic direction and priorities for transportation investments

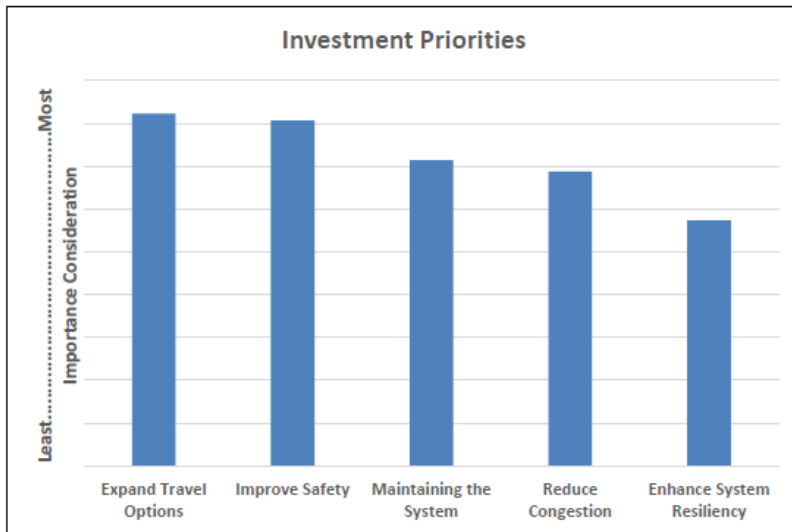
- Priority Ranking
- Trade-offs
- Strategies



# Hearing & Survey Summary

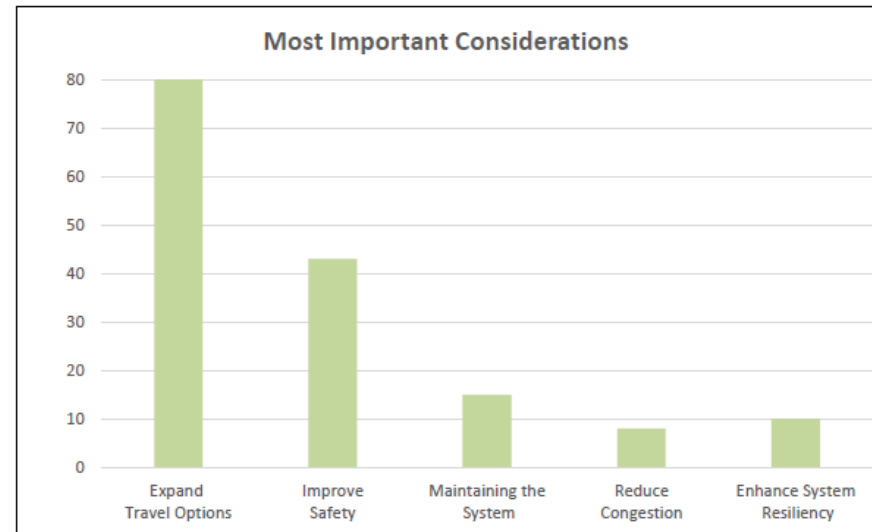
## Online Survey & GACIT Hearing Comments

Online Survey  
(Based on priority ranking)



766 online surveys were completed

GACIT Hearing Comments  
(Based on # of comments)



456 hearing comments were received

### Public Input included strong advocacy for

- Expand Travel Options
- Improve Safety, Maintain the System, & Reduce Congestion
- Specific Project needs (Advance, Fund, and Scope)

# Hearing & Survey Summary

## Materials (Book handout)

- GACIT Hearing Comments Tally by Theme
- Online Survey Overview
- Hearing Meeting Summary
  - Hearing notes & attendees
  - Public and written comments
  - Blue Speaker Contact Cards



# Next Steps

- Commissioners meet with GACIT members individually
- Next Meeting 11/22/2021 (Monday)
  - Present final project recommendations for vote and approval by GACIT
- December 8th (Breakfast)
  - Handoff GACIT version of the Draft TYP
  - Transmittal letter from GACIT to Governor for signature



# Questions

