



**STATEWIDE
TRANSPORTATION
IMPROVEMENT PROGRAM
2015-2018**

Approved: April 8, 2015

Amended: July 11, 2016

**Prepared by the New Hampshire Department of Transportation
Bureau of Planning & Community Assistance**



U.S. Department
of Transportation
**Federal Highway
Administration**

New Hampshire Division

July 11, 2016

53 Pleasant Street, Suite 2200
Concord, NH 03301
(603) 228-0417

In Reply Refer To:
HDA-NH

Ms. Victoria Sheehan
Commissioner
New Hampshire Department of Transportation
7 Hazen Drive
Concord, NH 03302-0483

**RE: New Hampshire FY 2015-2018 Statewide Transportation Improvement Program
(STIP) Amendment 4**

Dear Commissioner Sheehan:

The Federal Highway Administration (FHWA) has completed a review of New Hampshire's FY 2015-2018 STIP Amendment 4 and supporting documentation as referenced in the letter of request for approval from William Watson, P.E., transmitted to the Federal agencies on July 7, 2016. We have received a copy of a letter from the New Hampshire Department of Environmental Services (NHDES) to the New Hampshire Department of Transportation (NHDOT) dated June 24, 2016. This letter states that NHDES is in concurrence with the determination that STIP Amendment 4 conforms to the State Implementation Plan as required by Title 40, Code of Federal Regulations, Part 93. We have also received an e-mail message from the United States Environmental Protection Agency (EPA) dated June 30, 2016. This message notes that with Amendment 4, transportation conformity does not apply because the project listed in NH's 2015-2018 STIP Amendment 4 is not within a nonattainment or maintenance area.

Furthermore, we are making the following determinations:

- NH's 2015-2018 STIP Amendment 4 includes only one project modification to add construction phase work to the Northfield-Tilton (16147) I-93 bridge rehabilitation project. As such, this Amendment can be approved by FHWA on behalf of both FHWA and the Federal Transit Administration (FTA) per requirements of the current Memorandum of Agreement between the Federal Transit Administration, Region 1, and The Federal Highway Administration Division Offices in Connecticut, Maine, Massachusetts, New Hampshire, Rhode Island, and Vermont.
- Projects in the 2015-2018 STIP are based on a planning process that substantially meets the requirements of Title 23, USC, the Federal Transit Act and Subparts A, B, and C of 23 CFR 450.
- The metropolitan TIPs are based on a continuing, comprehensive transportation planning process carried on cooperatively by the State, Metropolitan Planning Organizations

(MPOs), and transit operators in accordance with the provisions of 23 USC 134 and 135 and 49 USC Sections 5303-5305.

FHWA has determined that FY 2015-2018 STIP Amendment 4 substantially meets requirements and is hereby approved. This approval action for New Hampshire's STIP is not an eligibility determination for use of Congestion Mitigation and Air Quality Improvement (CMAQ) funds or other federal-aid funded projects that are included in the STIP.

A copy of this letter is being provided to the executive director of each MPO and RPC in New Hampshire. If you have any questions, please contact Leigh Levine, FHWA at (603) 410-4844.

Sincerely,



for

Patrick A. Bauer
Division Administrator

**New Hampshire
Statewide Transportation Improvement Program
2015 - 2018**

Table of Contents

Introduction	1
Financial Plan.....	2
Federal Resources	3
State Resources.....	5
TurnpikeToll Credits.....	6
Advance Construction.....	6
Turnpike Authority.....	7
Bonds.....	7
Transportation Infrastructure Finance and Innovation Act – TIFIA.....	8
Operations & Maintenance	8
Other Resources	9
Public Involvement	12
STIP Revisions.....	13

Introduction

The Fixing America's Surface Transportation (FAST) Act was signed into law on December 4, 2015. The FAST Act builds on the program structure and reforms of MAP-21. Those requirements, as codified in title 23 part 135 and 49 part 5305 of the United States Code (USC), stipulate that each state will develop a continuing, cooperative, and comprehensive statewide multimodal transportation planning process, including the development of a statewide transportation improvement program (STIP). In New Hampshire the STIP is updated every two years and is developed through a coordinated statewide and metropolitan planning process.

The metropolitan planning process, as defined in 23 USC parts 134 and 49 USC parts 5303, is carried out by the four metropolitan planning organizations (MPOs) in New Hampshire: Nashua Regional Planning Commission, Rockingham Planning Commission, Southern NH Planning Commission, and Strafford Regional Planning Commission. Following the 2010 Census the Nashua Regional Planning Commission was also designated as a transportation management area (TMA). Each of the MPOs has adopted a Metropolitan Transportation Plan (MTP) and a Transportation Improvement Program (TIP). The MTPs were developed and approved in accordance with 23 part 450.322 of the Code of Federal Regulations (CFR) and include a financially constrained program of transportation projects within their regions.

The MPO TIPs are consistent with the regulations outlined in 23 CFR §450.324, including requirements related to financial constraint, and have been incorporated into the 2015-2018 NH STIP. As of March 6, 2015, the EPA published a final rule (80 FR 12264) which included the act of revoking the 1997 Ozone NAAQS (for transportation only) resulting in the elimination of nonattainment/maintenance status for that standard; this redesignated the Boston-Manchester-Portsmouth, NH area to "attainment" status. The cities of Nashua and Manchester are still maintenance areas for carbon monoxide. Any applicable findings of conformity to the NH State Implementation Plan of all MPO TIPs and MTPs have been made and documented through a process consistent with the requirements of 23 CFR part 450 and 40 CFR part 93.

In the fall of 2004, the Community Advisory Committee (CAC), a diverse group of individuals, businesses, and other interested parties, was created at the request of the NHDOT. This group held many public meetings to identify how changes in NH impact transportation in the state and what could be done to meet the challenges. In June of 2006, the CAC produced a Long Range Plan outlining a vision of transportation in NH. In 2010 the CAC Vision was refined and distilled to produce a new Long Range Transportation Plan for NH, 2010-2030. The Plan was developed in accordance with the requirements outlined in 23 USC part 134.

Every two years the State of NH prepares and adopts a Ten Year Transportation Improvement Plan (10-Year Plan). The recently approved 10-Year Plan (August 2014) was developed to be consistent with the framework established in the LRTP and includes a list of projects for the ten-year period from 2015-2024. The process to develop the 10-Year Plan involves substantial input from the public, elected officials, transit operators, state agencies, planning commissions, and MPOs. With the most recent update, the emphasis on fiscal responsibility continued ensuring that the list of projects remains in line with reasonably anticipated revenue estimates.

The 2015-2018 NH STIP has been developed through a coordinated statewide and metropolitan planning process that is consistent with the requirements of 23 CFR §450.216. All projects designated as regionally significant by the MPOs and through Interagency Consultation (IAC), regardless of the funding source, are included in the STIP. All surface transportation projects that utilize resources from programs funded under title 23 USC and title 49 USC part 53, with the exception of the programs identified in 23 CFR §450.216(g), are included in the STIP. The STIP has been constrained to the available financial resources for 2015 through 2016 and the resources that are reasonably anticipated to be available for 2017 through 2018. To more accurately depict the financial status of the STIP, inflation at a rate of 3.2% is included for projects, satisfying the year of expenditure requirement in 23 CFR §450.216(l).

In accordance with the NH STIP Revision Procedures and the MPO TIP Revision Procedures, a series of minor revisions to the NH 2015-2018 STIP have been approved during the development of the 2015-2018 NH STIP and MPO TIPs. Through an agreement with FHWA NH Division, the MPOs, and other Interagency Consultation Partners, those minor revisions will be incorporated into the 2015-2018 STIP.

Financial Plan

The STIP Financial Plan has been prepared to satisfy the requirements of 23 CFR §450.216 and to provide transparent information to the public. According to federal regulations, the STIP shall include projects, or identified phases of projects, only if full funding can reasonably be anticipated to be available for the project within the time period contemplated for completion of the project. Additionally, in the current and the next future years of the STIP, funds for projects located in the nonattainment or maintenance areas of NH must be committed or available.

This Program ensures that funding is available for all projects through the use of a variety of resources, including, but not limited to, federal resources, with appropriate match amounts, state resources from the Highway Trust Fund and those provided in the budget of the State of NH, turnpike revenue, and local and private revenue sources.

The NHDOT STIP Financial Constraint process is based on the following principles:

- All Federal funds obligated will be appropriately matched and the matching funds are indicated in the constraint analysis and at the project level;
- Federal apportionments for federal fiscal years 2016 and 2017 are based figures published by FHWA
- All projects funded in the STIP are included in the analysis of STIP financial constraint;
- State match budgeted for FY 2015-2018 will be as submitted in NHDOT's requested operating budget;
- Matching funds provided by municipalities and other sources will be committed by those entities before any work may begin on the project;
- Advance Construction (AC) may be used at the State's discretion in accordance with Title 23, Section 115;
- Turnpike Toll Credits may be used to provide the non-federal match requirements of a project provided that credits are available.
- GARVEE bonds or other bonding mechanisms may be used to fund specific projects within the STIP where those funds can be considered to be reasonably anticipated to be available or are available.
- To estimate year of expenditure dollars for future years in the STIP, an annual inflation rate of 3.2% is applied for each year beyond the current.
- The STIP will be constrained by year to estimated or actual apportionment levels. The Actual obligation limit plus the calculated actual available and pending re-obligations amounts will be used when the calculated amount is greater than the actual apportionment levels.
- By funding category, apportionment balances from previous years as well as the transfer flexibility inherent within SAFETEA-LU will be utilized as necessary.

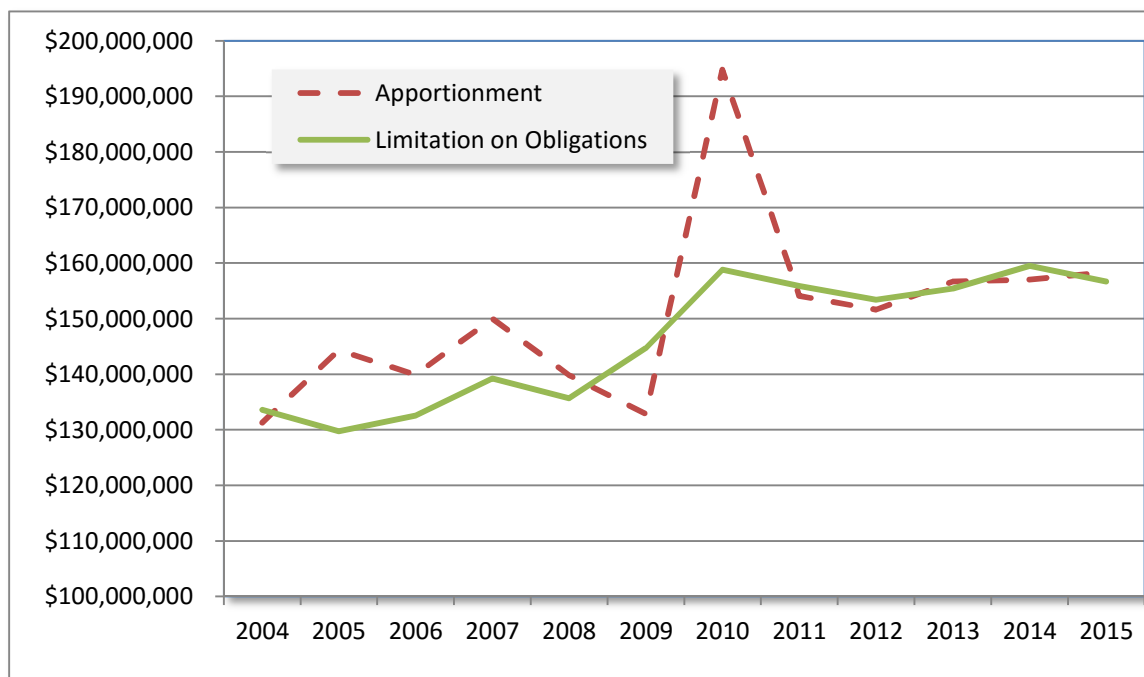
Working with the FHWA Resource Center, the NHDOT developed an annual estimated rate of inflation of 3.2%. That rate is based on historical trends over a 20-year period as published in the FHWA report *Price Trends for Federal-aid Highway Construction*. The 3.2% annual rate was used by the NHDOT in the development of the 2015-2024 10-Year-Plan to help account for the effects of inflation on the overall program. Similarly, in the 2015-2018 STIP that rate is applied to all projects beginning in 2015 and compounded annually for 2016 through 2018. For projects planned as advance construction, the entire construction cost is inflated in the year of advertising and not compounded in each year of anticipated conversion.

Federal Resources

The majority of federal resources are allocated to the states through annual apportionments outlined in the active transportation bill, FAST Act. In addition to the apportionment, the federal government establishes, on an annual basis and in accordance

with Public Law 112-141, a “limit on obligations” that functions as a ceiling on the amount of funds that may be requested in a fiscal year. **Figure 1** outlines the trend over recent years for both apportionments and limitation on obligations for NH in the core apportioned programs.

Figure 1 – Trends in NH’s Apportionment & Limit on Obligations



In addition to annual apportionments, states may receive federal resources for transportation projects through other programs. Funding from these programs is typically contingent upon successful application for a specific project or projects. As there can be no reasonable assumption made that an application will be successful, FHWA guidance indicates that these funding sources should not be considered “available” or “committed” for purposes of financial constraint. The 2015-2018 NH STIP has been developed to be consistent with the guidance and does not include any revenue assumptions for such programs.

A third source of revenue for projects from the federal government is made available through congressional earmarks. Earmark funds are not subject to many of the limitations that normal apportionments are and may be moved between fiscal

years based on availability and project schedule without adherence to the limitation on obligations. As such, the 2015-2018 STIP was developed with the assumption that earmark funds that have already been designated will be available for the identified project when the project is ready to move forward. Federal guidance also specifies that future earmarks that have not yet been approved by Congress may not be assumed as revenue in a STIP. Consistent with that guidance, the NH STIP includes only approved and designated earmark funds.

The use of recovered de-obligations is an additional source of revenue outside the annual federal apportionment. Through consultation with the Interagency group and an agreement dated June 14, 2016 with FHWA, the obligational limit plus the calculated actual deobligations from the FMIS Project Details Transaction report and final vouchers pending approval will be used for the first year STIP constraint when the calculated amount is greater than the apportionment level.

State Resources

Per RSA 9:4, it is required that every state agency submits to the Commissioner of Administrative Services two budgets biennially for consideration:

On or before October 1 (of all even years -October 2014), an operating budget that shows maintenance expenditures necessary for the agency. Maintenance expenditures are defined as “the cost of providing the same level of service authorized and funded in the preceding fiscal year, incorporating changes in the population, economic conditions, and other factors outside the control of the accounting unit”.

In addition, on or before November 15 prior to each biennial legislative session, all departments of the state shall transmit to the commissioner of administrative services, a reduction level expenditure estimate for each fiscal year of the ensuing biennium for administration, operation, and program services, including costs for workers' compensation and unemployment compensation.

By June 30 of the following odd numbered year, the Governor and Legislature make the final recommendations and approvals of the agency budgets, based on their reviews, and the normal legislative process.

Agency budgets are to be built from the bottom-up using a zero-based budgeting approach. With this zero-based budgeting approach, it is ensured agencies review all program areas. This should aid in prioritization, determining the effectiveness of programs, and identifying areas where efficiencies can be achieved.

In 2014, New Hampshire SB 367 was signed into law; this bill which increases the gas tax in order to allow the issuance and

payment of general obligation bonds (currently a repayment of a TIFIA direct loan) to widen I-93, and to provide additional funding for the district rehabilitation program, the district resurfacing program; the state bridge aid program; and the highway and bridge betterment program.

For STIP planning purposes, the 2015-2018 budget contains the best information NHDOT has available as to anticipated state revenue, as well as total expenditures that are planned as part of the budget. If there were changes in the budgeted amounts within NHDOT's budget for Federal-aid projects, then it would be appropriate for the STIP Financial Constraint to be updated, adjusting project schedules to meet the projected resources. Any project changes in the STIP would require appropriate amendments, including coordination with MPO's, FHWA, FTA, EPA and other agencies as required.

Toll Credits

Federal regulations (23 USC §120) allow a State to use toll credits toward the non-Federal match requirement of a project, provided that the project is listed in the STIP. These credits are based on toll revenues that are generated and used by public, quasi-public, and private agencies to build, improve, or maintain highways, bridges, or tunnels that serve the public purpose of interstate commerce. Such public, quasi-public, or private agencies shall have built, improved, or maintained such facilities without Federal funds.

To receive these toll credits, a State shall show that it has maintained its non-Federal transportation capital expenditures in accordance with the given requirements. NHDOT has shown that they have met these requirements in the past, and has utilized toll credits to match federal funds. Consistent with existing practices, the 2015-2018 STIP identifies the use of toll credits by project and accounts for the use as part of the financial constraint information.

At the end of federal fiscal year 2015 NH had a balance of toll credits in the amount of \$283M; this amount far exceeds the 20% match required of State. The total amount of toll credits for all four years of the STIP is \$113M. Identified at the project level in the STIP, NHDOT may coordinate with FHWA to use toll credits on a case-by-case basis in any of the STIP years. The use of this matching mechanism will be documented in the STIP as Amendments are published

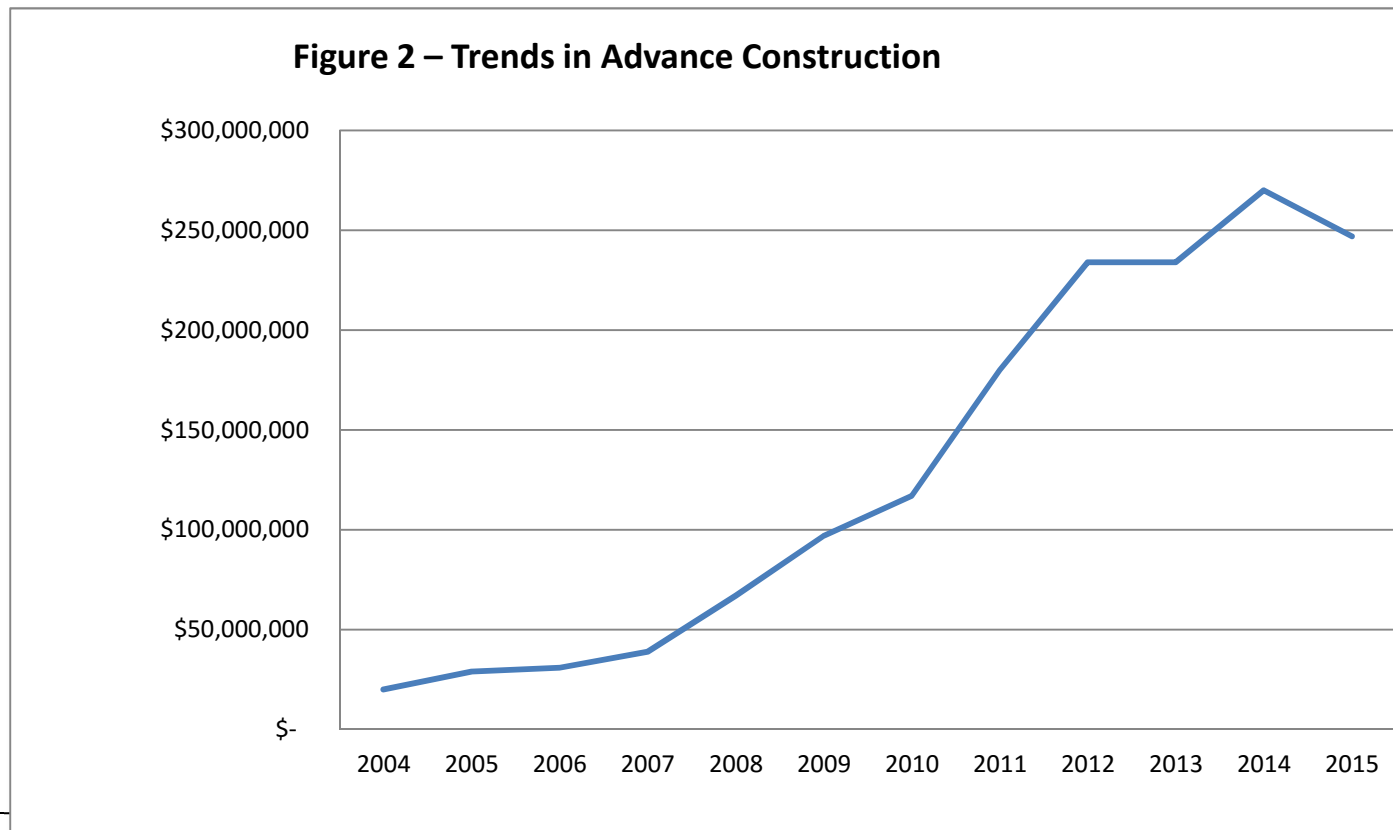
Advance Construction

Under the provisions of 23 USC part 115(a) and as further outlined in 23 CFR §630, the State may utilize Advance Construction (AC) on Federal-aid projects with the approval of FHWA. Guidance from the FHWA Resource Center has indicated that the cumulative amount of AC should remain below 1½ times the annual apportionment of federal funds for

FHWA programs. Advance construction is subject to approval from FHWA and will be tracked as normal Federal-aid projects are in the federal Financial Management Information System.

The NHDOT has assumed a conservative approach for AC with a standing goal to ensure that conversions to Federal-aid remain ahead of actual project expenditures. The STIP must remain financially constrained if there are any modifications to the anticipated AC conversion schedules of projects.

Beginning in the summer of 2009 the NHDOT revised the process of AC to include preliminary engineering and right of way. All active projects were updated with the appropriate AC amount for all phases resulting in an increased AC balance.



Turnpike Authority

Pursuant to 23 CFR §450.216(h) a STIP must contain all regionally significant projects regardless of funding source. On the turnpike system most capacity related improvements or system expansions qualify as regionally significant as defined in federal regulations. The determination of regional significance is made at the MPO level, or by the DOT in rural areas, with input through Interagency Consultation. As the 2015-2018 STIP contains all projects that have been identified as regionally significant, several projects on the turnpike system are listed.

Additionally, the federal regulations governing the MPO TIPs, MTPs, and the associated air quality conformity determination for nonattainment and maintenance areas, including 23 CFR §450.324(i) and 40 CFR §93, stipulate that the availability of funds must be demonstrated for all included projects. To provide information to the MPOs and to demonstrate financial constraint of the STIP, anticipated revenue and expenditures for the turnpike system have been documented in the Financial Constraint Summary tables. As illustrated in those tables, the turnpike system is financially constrained overall within each year of the STIP.

Bonds

The State of New Hampshire, through action of the legislature, has the ability to issue and utilize Grant Anticipation Revenue Vehicle (GARVEE) bonds up to an amount equal to \$490M for construction associated with the improvement and expansion of Interstate 93 from Salem to Manchester, the replacement of the Sarah Mildred Long Bridge and any other federally aided highway project authorized by legislature. A GARVEE bond is issued by the state with the presumption that federal funds will continue to be available to pay for debt service in the future. GARVEE bonds provide a short-term influx of funding to advance projects that may otherwise take many years to construct. GARVEE bonds may only be issued with the concurrence of FHWA.

A memorandum of agreement is issued between the NHDOT, NH Treasurer, and FHWA to facilitate each bond issuance. In November of 2010 the first bonds were issued for the I-93 Corridor Projects totaling \$80M. An additional \$115M of GARVEE bonds issued in 2012 for the I-93 Corridor Projects. The financial constraint information reflects the anticipated use of GARVEE funds for the I-93 Corridor Projects, including the applicable debt service costs. The project list identifies the construction cost of each project as well as the relative share of interest costs.

The NHDOT strives to meet the financial challenges of the State's transportation system, all potential revenue sources will continue to be evaluated. In the event that new financing techniques are used to meet the funding requirements of any Federal-aid projects, the STIP will be updated accordingly.

Transportation Infrastructure Finance and Innovation Act – TIFIA

New Hampshire anticipates using a TIFIA loan as a major funding component for the completion of the I-93 Corridor Projects.

TIFIA was enacted in 1998 as part of TEA-21; it is a Federal credit program for major transportation investments; with the passage of MAP-21 in 2012, substantial changes were made in the TIFIA credit program by expanding eligibility to include related projects that were grouped together. The goal of this program is to leverage limited federal resources and stimulate private capital investment in transportation infrastructure by providing credit assistance in the form of direct loans, loan guarantees, and standby lines of credit to projects of national or regional significance.

The State of New Hampshire is applying for and anticipates approval of a TIFIA direct loan for the I-93 Corridor Projects in the spring of 2016. By using the TIFIA loan the Department will be able to pledge approximately \$19 - 20M in funds per year, for nine years, for resurfacing and the rehabilitation of rural state roads and red-listed bridges. A list of TIFIA financed bridge projects is attached at the end of the Financial Plan.

Debt service for the TIFIA loan will be paid with proceeds from the road toll increase in SB367.

Operations & Maintenance

As outlined in 23 CFR §450.216(m), the STIP must include financial information on revenues and expenditures to adequately operate and maintain Federal-aid highways. To satisfy that requirement, system-level estimates for operations and maintenance of the Federal-aid system are provided in the Financial Constraint Analysis Summary tables for each year of the STIP. The estimates provided include funds for all anticipated needs for the regular maintenance and operation of the Federal-aid system in NH. The NHDOT asserts that the Federal-aid system in NH is adequately maintained through the maintenance and operations budget of the Department and through the more substantial maintenance and preservation projects funded through specific state and Federal-aid categories.

Other Resources

The 2015-2018 NH STIP documents the amount of funds contributed by other sources to match Federal-aid funds for every project. Other sources of funds to match Federal-aid dollars are typically municipalities, but also include private entities, other public entities, and other states. Other sources of funds for projects in nonattainment or maintenance areas in the first two years of the STIP will be listed only if funding has been committed.

Public Involvement

The continual and coordinated planning process in NH involves substantial public involvement throughout the entire process. Beginning with the development of the statewide LRTP and the regional MTPs, public outreach and input serves as the basis to create the overall framework for transportation planning in the State. For the development of the 10-Year Plan more than 30 public hearings were held throughout the State that were attended by over 450 members of the public. Following the approval of the 10-Year Plan, the MPOs continued public outreach efforts, consistent with federal regulations, for the development of each MPOs TIP.

The development of the NH STIP is the last step in the continuing transportation planning process. A public comment period of twenty days for the 2015-2018 NH STIP was held during the month of March 2016. The notice was posted in a statewide newspaper, on the internet and through each of the nine regional planning commissions.

STIP Revisions

In November the NHDOT adopted and both FHWA and FTA approved STIP Revision Procedures (**Appendix A**) for the NH STIP. Those procedures outline thresholds and protocols for revisions to the STIP in the form of both minor revisions and major revisions. The Procedures also established an Expedited Project Selection Procedure, to advance or delay projects, for the non-MPO areas of NH. Subsequent to the development of these procedures at the statewide level, each of the 4 MPOs adopted similar procedures resulting in improved consistency and coordination between STIP and TIP revisions.

Major Revisions to the STIP and TIPs in the form of Amendments will be processed as outlined in **Figure 3**. The dates listed tentatively indicate when the proposed Amendments will be ready for public comment.

Figure 3 – Amendment Schedule

- 1 December, 2015
 - 2 March, 2016
 - 3 July, 2016
 - 4 October, 2016
 - 5 January, 2017
 - 6 April, 2017
-

SB367

SB367 (TIFIA Pledged) Bridges

(Projects = No Inflation, No Indirects)

NUMBER_STAT	PROJECT_NAME	Sum of FY17	Sum of FY18	Sum of FY19	Sum of FY20	Sum of FY21	Sum of FY22	Sum of FY23	Sum of FY24	Sum of FY25	Sum of FY26
14749	OSSIPEE	\$ -	\$ 600,000	\$ 2,700,000	\$ 4,900,000						
15864	CONWAY		\$ 2,800,000								
15907	WARNER					\$ 1,850,000					
16145	PELHAM						\$ 1,820,000				
16155	Lancaster, NH - Guildhall, \	\$ -	\$ -	\$ 4,000,000	\$ 4,100,000						
16239	Tamworth	\$ 2,250,000	\$ 2,250,000								
16301	Acworth		\$ 1,600,000								
24477	Deerfield							\$ 1,000,000			
27691	Claremont		\$ 300,000	\$ 200,000			\$ 3,000,000	\$ 3,000,000			
27692	Swanzy		\$ 150,000	\$ 100,000	\$ 100,000			\$ 1,300,000			
27711	Littleton, NH - Waterford, Vt			\$ 150,000	\$ 200,000	\$ 100,000	\$ 100,000	\$ 200,000		\$ 4,000,000	
27713	Woodstock			\$ 150,000	\$ 200,000	\$ 100,000	\$ 200,000	\$ 100,000	\$ 3,200,000		\$ -
27729	New Boston							\$ 150,000	\$ 200,000	\$ 1,000,000	
40088	Marlow					\$ 100,000	\$ 50,000			\$ 850,000	
40362	Allenstown		\$ 150,000	\$ 100,000	\$ 150,000	\$ 2,000,000					
40363	Shelburne			\$ 150,000	\$ 50,000	\$ 100,000	\$ 1,500,000				
40370	Troy		\$ 400,000	\$ 250,000	\$ 300,000	\$ 3,100,000					
40612	Nottingham			\$ 200,000	\$ 150,000				\$ 750,000		
40613	Thornton		\$ 250,000	\$ 200,000	\$ 200,000				\$ 4,000,000		
40622	WARNER			\$ 250,000				\$ 1,000,000			
Grand Total		\$ 2,250,000	\$ 8,250,000	\$ 8,250,000	\$ 10,600,000	\$ 7,550,000	\$ 6,670,000	\$ 6,750,000	\$ 8,150,000	\$ 5,850,000	\$ -

Total \$ 64,320,000

Estimated Inflation	\$ -	\$ 264,000	\$ 536,448	\$ 1,050,511	\$ 1,013,785	\$ 1,137,722	\$ 1,404,211	\$ 2,010,510	\$ 1,676,507	\$ -
Total	\$ 2,250,000	\$ 8,514,000	\$ 8,786,448	\$ 11,650,511	\$ 8,563,785	\$ 7,807,722	\$ 8,154,211	\$ 10,160,510	\$ 7,526,507	\$ -

Total \$ 73,413,692

Statewide Transportation Improvement
Program (STIP):

Revision Procedures

New Hampshire Department of Transportation



FINAL

11/18/2015



Table of Contents

I. Overview	1
II. Decision Thresholds	1
A. Amendment	2
B. Administrative Modification: Major	2
C. Administrative Modification: Minor (Information Only)	2
D. Project Cost Change Threshold Table	3
III. Interagency Consultation	3
A. Dispute Resolution	4
IV. Amendments or Updates	4
A. Metropolitan Areas	5
B. Non-Metropolitan Areas	5
V. Administrative Modification: Major	6
A. Metropolitan Areas	6
B. Non-Metropolitan Areas	7
VI. Administrative Modification: Minor (Information Only)	7
VII. Submission of STIP Revisions	8
VIII. Air Quality Conformity	8
IX. Emergency Relief Funded Projects	8
X. Post Authorization Revisions	9
XI. Appendix	10
A. Definitions - Clarifications	10
B. Process Diagram	13
C. Approval Signatures	14

I. Overview

The NH Department of Transportation (NHDOT), through cooperation and coordination with the Metropolitan Planning Organizations (MPO) and the rural Regional Planning Commissions (RPC), maintains the Statewide Transportation Improvement Program (STIP). To comply with Federal rules, for each metropolitan area in the state the STIP shall include, without change, each MPO TIP. The approved STIP is frequently revised to reflect changes in project status; therefore, before the STIP is revised to reflect a project change in an MPO area, the MPO TIP must first be revised. Changes in project schedules, funding needs, and project scopes require revising the approved STIP.

These changes may be initiated from the NHDOT or at the MPO and, depending upon their significance and complexity, require coordination from several agencies and may also require Federal approval. Through interagency consultation, the NHDOT participates with representatives from the Federal Highway Administration (FHWA), the Federal Transit Administration (FTA), the Environmental Protection Agency (EPA), and the NH Department of Environmental Services (NHDES), MPOs and RPCs to discuss issues, effects of, and requirements regarding revisions of the STIP. These issues include MPO public comments and participation periods, statewide comment periods, regional significance, financial constraint and air quality conformity determinations.

The procedure for formally revising the STIP differs depending on the nature of the proposed revision. Through Interagency Consultation, criteria have been developed describing the thresholds and triggers that will define what type of action is required to make a revision to the STIP. As described in 23 CFR 450 there are two types of revisions to an approved STIP: an Amendment and an Administrative Modification. Following are the thresholds or events that trigger the necessity for an amendment and the provisions that would allow for an administrative modification. Additionally, administrative modifications are classified as major or minor (information only) depending on the magnitude of the changes. To help ensure that the STIP remains financially constrained as revisions are made, the NHDOT will balance the net effect of project changes by year and provide supporting financial constraint documentation (financial plan) with each Amendment or Update.

II. Decision Thresholds

The following thresholds were established by NHDOT in consultation with the MPO and rural RPCs, FHWA, FTA, EPA, and NHDES. The intent of setting these thresholds is to establish a transparent and consistent decision making process for how changes to projects within the STIP will be managed. For changes to the cost of projects, a sliding scale is outlined in Table II-1 (page 3) to determine which category of revision is required. All measurements for these cost changes will be made from the last approved STIP, including amendments, to account for incremental changes. Please refer to Appendix A for additional clarification on some of the terms and concepts outlined in the Decision Thresholds and throughout these Procedures.

A. Amendment

- ❑ Any change to a project that impacts the regional emissions analysis used for the current Conformity Determination. Primarily affects Non Exempt projects in nonattainment or maintenance areas with year or scope changes.
- ❑ Adding or removing a project or phase of a project (unless for illustrative purposes);
- ❑ Making a substantive change in the design concept or scope of a project that uses state or federal funds or of any regionally significant projects regardless of the funding source;
- ❑ A significant change in the total cost of a project (Table II-1, page 3);
- ❑ A change in the fiscal year of any phase of a project or portion of a phase in areas where expedited project selection procedures have not been adopted; no such areas currently exist in NH;
- ❑ Officially adding a project that had been included for illustrative purposes.

B. Administrative Modification: Major

- ❑ Minor changes in the total cost of a project (Table II-1, page 3);
- ❑ Minor changes to the scope of work or description of a project that do not affect the regional emissions analysis or otherwise trigger a conformity determination;
- ❑ Combining or separating two or more projects that are part of an approved STIP;
- ❑ Combining or separating phases within a project that are part of an approved STIP;
- ❑ Identifying a specific project that was part of a grouped project and adjusting the grouped project accordingly;
- ❑ Changes to the funding category(s) identified in an approved STIP for a project that do not affect financial constraint;
- ❑ A change in the fiscal year of any phase or portion of a phase of a project in areas where expedited project selection procedures have been adopted, provided they are advanced or delayed within the STIP years and do not affect the financial constraint of the STIP or trigger a Conformity Determination. Currently, procedures are in effect for the entire State of NH.

C. Administrative Modification: Minor

- ❑ Minor changes to the total cost of a project (Table II-1, page 3);
- ❑ Typographical corrections to project information.

D. Project Cost Change Threshold Table

Table II-1

Total Cost of Project within approved STIP Years	Full Amendment	Administrative Modification	
		Major	Minor
<i>Action Needed if the Change in Cost from the amount approved in the most current STIP is:</i>			
< \$1 Million	>75%	Up to 75% (\$750k limit)	<10%
\$1 Million to \$5 Million	>30%	Up to 30% (\$750k limit)	<8% (\$200k limit)
> \$5 Million to \$10 Million	>20%	Up to 20% (\$1.5 million limit)	<5% (\$300k limit)
> \$10 Million to \$50 Million	>10%	Up to 10% (\$3.5 million limit)	<4% (\$400k limit)
Over \$50 Million	>5%	Up to 5% (\$5 million limit)	<1% (\$500k limit)

III. Interagency Consultation

Before an amendment or major administrative modification can be adopted by NHDOT or an MPO and prior to the start of any public comment periods, the proposed changes, whether initiated from the MPO or the NHDOT, will be discussed through interagency consultation meetings/phone conferences or correspondence. Representatives from FHWA, FTA, EPA, NHDOT, NHDES, MPOs, and RPCs in New Hampshire are invited to participate in monthly discussions. Any public input that has been received should be expressed through the planning commission staff in attendance or by the agencies.

Through interagency consultation a recommendation will be made regarding each project’s regional significance. At a minimum, that recommendation will meet the standards outlined in 23 CFR 450.

Interagency consultation also provides a forum to determine if a proposed revision will require a conformity determination and to recommend the length of any related public comment periods.

Interagency consultation provides one of the first opportunities for MPOs, the agencies, and others involved to provide comments on potential STIP revisions. Any comments received through the consultation process may affect how the State selects to categorize the revisions before distributing them for public comment and formal review at the MPO level. In an MPO area, final categorization is at the discretion of the MPO, which may opt to process any major administrative modification as an amendment. Alternatively, an MPO may not elect to change a revision from an amendment to a major administrative modification without reviewing the change through interagency consultation. A report of any minor administrative modifications that are processed will be shared regularly as part of the interagency consultation process.

Important decisions reached through interagency consultation will be documented as meeting notes. Some examples include:

- ❑ The need for making a conformity determination;
- ❑ The regionally significant and/or the exempt or non-exempt status of a project or phase of a project;
- ❑ Any adjustments made to analysis years for determining conformity; and
- ❑ The decision to process STIP revisions as either Amendments or Administrative Modifications.

A. Dispute Resolution

When disagreements arise over any aspect of a STIP revision that cannot be satisfactorily and amicably resolved between the immediate parties involved, they will be brought forward for discussion as part of the consultation process. The interagency group may provide guidance to the parties involved in the dispute and to whichever agency(s) have the ultimate approval authority. Any such guidance shall be documented in the meeting notes. However, while the guidance provided through interagency consultation should weigh heavily on decisions made to resolve the dispute, it is not binding.

IV. Amendments or Updates

Amendments and updates are major revisions that are intended to address substantial changes to projects or changes that may affect air quality conformity or financial constraint. The amendment or update process also provides an opportunity to process all other changes that may have been approved since the previous amendment, including administrative modifications, information only changes, and post authorization revisions. Amendments or updates require, at a minimum, a public comment period, and may require a conformity determination, and subsequent approvals. They may also require an update to the air quality analysis (regional emissions analysis).

As part of the interagency consultation process, for each amendment the group will recommend a length for the public comment period between 10 and 30 days. For the Update that is processed on a two-year cycle concurrent with New Hampshire's 10 Year Plan update cycle, the public comment period will be 30 days at a

minimum. For amendments, the recommendation will be based on various factors including the magnitude of the changes being proposed, the relative sensitivity of the projects included, and any factors that require timely actions, e.g. emergencies, federal lapses, etc. In MPO areas each MPO will implement the comment period and in rural areas the NHDOT shall.

The public comment period must be completed, and any comments received must be responded to before the MPO or State adopts the TIP/STIP amendment. The timeframe to adopt an amendment is 2-3 months after review through Interagency Consultation. To the extent possible, amendments to the STIP will be processed on a quarterly basis. Authorization requests in the Fiscal Management Information System (FMIS) for changes included in amendments or updates will document the date of Federal agency STIP amendment or STIP update approval in the FMIS STIP Reference field.

When TIP/STIP amendments involve revisions to projects that are grouped by function, work type, and/or geographic area, consistent with requirements listed in 23 CFR 450.324 (f) and 23 CFR 450.216 (j), NHDOT will in a timely manner, provide the appropriate RPC/MPO with the individual project-specific changes in their respective regions that are included in such revisions. Upon request, NHDOT will also provide project-specific listings by RPC/MPO for grouped projects that are included with STIP Updates.

A. Metropolitan Areas

Project changes in an MPO area must comply with the provisions of 23 CFR 450.326 pertaining to TIP revisions. Regardless of whether the project change is initiated by the MPO or the NHDOT, the MPO board must adopt the change to their approved TIP. There must be a public participation process, consistent with the respective MPO public participation plan. Upon formal endorsement of the amendment or update at a public MPO meeting, the MPO shall provide a copy of the amendment or update to the State (NHDOT and NHDES), FHWA, FTA, and EPA. In non-attainment or maintenance areas, any amendment or update to the TIP that modifies a non-exempt project or projects must be accompanied by a corresponding conformity determination by the MPO. That conformity determination, depending upon the discussions through interagency consultation, may or may not require a new air quality analysis. The MPO shall also process their Long Range/Metropolitan Transportation Plan (MTP) Amendments or Updates concurrently with their TIP Amendments or Updates as necessary to maintain consistency between the documents. The MPO will follow their public participation procedures for amending or updating their MTP.

The State shall incorporate the amendment or update into the STIP and submit the amended or updated STIP to FHWA/FTA for approval. The NHDOT must demonstrate that the STIP remains financially constrained. Each amendment shall be dated and sequentially numbered. The FHWA/FTA shall approve or disapprove the STIP amendment or update in whole or may choose to exclude specific projects from the approval. The state will forward copies of the approval to the affected MPOs. The MPO will, in turn, notify the affected Transit Operator(s), if transit projects are involved.

B. Non-Metropolitan Areas

The NHDOT will notify the non-MPO area RPCs of the project changes and hold a public comment period. The Director of Project Development for NHDOT will have approval authority for rural area amendments or updates to the STIP. After the comment period closes, the NHDOT forwards the

amendment or update, along with any comments received, to FHWA/FTA for approval. Based on comments from the planning commissions or the public, additional consideration will be given to the proposed changes. The State will notify affected transit operators if transit projects are involved.

V. Administrative Modification: Major

Consistent with the definitions outlined in 23 U.S.C. 101(a) and 49 U.S.C. 5302; administrative modifications are minor revisions with the intent of allowing, where suitable, relatively small changes to be made to projects in an expedited fashion. Major administrative modifications can be made based on the thresholds established in Section II-B (page 2) and in Table II-1 (page 3). The major administrative modification option is available for projects at the discretion of the MPO, or the State in rural areas, which may instead opt for the formal amendment process. Whenever practical, project changes that may qualify for minor administrative modification will be processed as major ones. FHWA may, but is not required to, authorize requests in FMIS up to the project cost change thresholds outlined for major administrative modifications listed in Table II-1. FHWA will consider each request for authorization on a case-by-case basis. Authorization requests in the FMIS for changes included in administrative modifications that have been processed will document the date of processing in the FMIS STIP Reference field.

A list of all the projects that are potentially eligible for major administrative modifications will be reviewed through the interagency consultation process. Following that review, each of the affected MPOs and rural planning commissions will receive a list of projects with the proposed changes within their jurisdiction. The NHDOT will ensure that all revisions processed as administrative modifications are incorporated in the next amendment or STIP update as necessary, including the financial constraint demonstration. Major administrative modifications should typically take less than 1 month to process.

To ensure consistency with federal regulations regarding air quality conformity, any project that is identified to potentially affect the air quality conformity determination of a non-attainment or maintenance area will be discussed during interagency consultation. If, through consultation, a proposed major administrative modification is identified as having an impact on the air quality conformity determination, that revision will be escalated to an Amendment.

A. Metropolitan Areas

Each MPO has the option to create and adopt, as part of their prospectus, procedures to process major administrative modifications. Included as major administrative modifications, the MPO also has the option to include expedited project selection procedures. The person or committee designated as having approval authority, or the MPO policy committee, will review the list of projects and issue a letter stating concurrence or disapproval of the proposed changes. The MPO will notify the FHWA/FTA of the approval of major administrative modifications. The FHWA/FTA shall place these adjustment letters on file with the STIP and the State shall update the STIP to include these modifications periodically as full amendments or STIP updates are processed. If the person or board designated as having approval authority elects not to approve an administrative modification, that change could still be pursued through the full amendment process. FHWA/FTA will review modifications and will accept

or not accept them; however, no formal approval will be required. If FHWA/FTA does not accept a major administrative modification, this will be noted in the federal approval action for the subsequent amendment, and any additional authorization of federal funds may be withheld by FHWA/FTA at their discretion until such subsequent amendment is provided federal approval.

B. Non-Metropolitan Areas

The NHDOT, through this document and in a manner consistent with federal regulations (23 CFR 450 and 23 USC), establishes procedures to act on project changes as major administrative modifications, including expedited project selection procedures, for the non-MPO areas of the State. These procedures have been developed through consultation with the regional planning commissions and federal agencies.

Project changes within the thresholds outlined in section II-B and in Table II-1 of this document (pages 2-3) may be processed as major administrative modifications, provided:

- ❑ The NHDOT shall notify the affected RPCs in writing of the need for the proposed changes. This notice shall include an explanation of the purpose and need of the change and will be discussed through the interagency consultation process;

- ❑ for any project changes which will impact the timeline or amount of local matching funds, the NHDOT, in consultation with the RPC, shall determine that the funds will be available after contacting the governing body;

- ❑ Written concurrence with the proposed change in project implementation is issued by the Director of Project Development of the NHDOT or their designee.

The NHDOT will notify the FHWA/FTA of the approval of major administrative modifications. The FHWA/FTA shall place these adjustment letters on file with the STIP and the State shall update the STIP to include these modifications periodically as full amendments or STIP updates are processed. FHWA/FTA will review modifications and will accept or not accept them; however, no formal approval will be required. If FHWA/FTA does not accept a major administrative modification, this will be noted in the federal approval action for the subsequent amendment, and any additional authorization of federal funds may be withheld by FHWA/FTA at their discretion until such subsequent amendment is provided federal approval.

VI. Administrative Modification: Minor

Technical corrections and minor cost adjustments (Table II-1) will be treated as minor administrative modifications only when timeliness is critical. In all other cases, the changes will be processed as major administrative modifications. These types of changes will be reported in the STIP as future amendments or STIP updates are processed and would not require approval. The changes will also be reported as part of the regular interagency consultation process.

VII. Submission of STIP Revisions

STIP amendments for single projects may be accommodated by FHWA/FTA, however, it is strongly suggested that the State bundle projects for approval and submit an updated STIP project listing including a group of amendments, administrative modifications, and information only changes on a quarterly basis or less frequently if there have been no changes in the STIP during the previous quarter. This will make for a more rational tracking of the current STIP by the State, the Federal Agencies and the MPOs. Each amendment request shall be dated and sequentially numbered with one copy submitted to FHWA and one copy to FTA.

VIII. Air Quality Conformity

Any changes that will potentially trigger conformity are discussed and explored by the participating agencies through the interagency consultation process allowing potential impacts to be identified early in the revision process. STIP Amendments that involve Non Exempt projects in nonattainment or maintenance areas must include a conformity determination, and the conformity determination is subject to the same public comment period requirements as for the STIP amendment.

Any proposed revision that affects the air quality analysis of the current conformity determination must be processed as an Amendment. Any revision to the air quality analysis also requires an amendment of the MPO MTP. The MPO will follow their public participation procedures for amending their MTP. The new air quality analysis shall be developed and amended into the MTP (consultation and public notice procedures apply). The amended TIP conformity determination would then be based on the amended MTP regional air quality emissions analysis. The STIP amendment, the supporting MTP, and a statement of finding of conformity will be submitted to EPA for review and concurrence, and then to FHWA/FTA for approval. The FHWA/FTA approval letter will reflect approval of this new conformity determination.

If the proposed revision to the STIP does not affect the existing regional emissions analysis, but triggers a determination of conformity for other reasons, it shall be explicitly reflected in the amendment with a statement that the finding of conformity relies on the previous (existing) regional emissions analysis. Such statement will be included with the conformity determination documentation that is circulated for public comment.

IX. Emergency Relief Funded Projects

Consistent with requirements listed under 23 CFR 450.216, Emergency Relief (ER) funded projects can be excluded from the STIP, with the exception of those involving substantial functional, locational, or capacity changes. Permanent repair projects are intended to be 'replacement in kind,' (not just emergency repair projects), and permanent repairs in general are not intended to require substantial functional, locational, or capacity changes. However, these procedures recognize that inclusion of ER Program defined betterments alone would not necessarily amount to substantial functional, locational, or capacity changes. 23 CFR 668.113 (b) provides that projects for permanent repairs must be processed in accordance with regular Federal-aid procedures. Therefore, under these procedures, any permanent repair projects that would involve substantial functional, locational, or capacity changes cannot be excluded from the STIP, and any permanent repair projects that use Federal-aid funds other than those provided for through the ER Program, can also not be excluded from the STIP. Permanent repair projects that utilize State-only or ER Program funding, and do not involve substantial functional, locational, or capacity changes, can be excluded from the STIP.

X. Post Authorization Revisions

Revisions to projects and phases of projects after they are programmed in the STIP and authorized by FHWA/FTA are an inevitable part of the implementation process, and can have significant impacts on available revenues as documented by year and funding category in the STIP's demonstration of financial constraint. Situations including adjustments based on bids, project closeout, change orders/extra work, and litigation may all require revisions to the project. The changes may be processed by the NHDOT without approval through the STIP Revision process. Similar changes to FHWA oversight projects will require discussion and approval by FHWA consistent with the procedures established in the Stewardship and Oversight Agreement.

All post authorization revisions will be incorporated into the project list as well as the financial constraint demonstration for each subsequent Amendment or Update to the STIP.

XI. Appendix

A. Definitions - Clarifications

Administrative Modification: means a minor revision to a long-range statewide or metropolitan transportation plan, Transportation Improvement Program (TIP), or Statewide Transportation Improvement Program (STIP) that includes minor changes to project/project phase costs, minor changes to funding sources of previously-included projects, and minor changes to project/project phase initiation dates. An administrative modification is a revision that does not require public review and comment, redemonstration of fiscal constraint, or a conformity determination (in nonattainment and maintenance areas). Consistent with the definitions outlined in 23 U.S.C. 101(a), 49 U.S.C. 5302; and 23 CFR 450.104; administrative modifications are minor revisions with the intent of allowing, where suitable, relatively small changes to be made to projects in an expedited fashion.

Administrative Modification: Major: major administrative modifications can be made based on the information and thresholds established in Section II-B and in Table II-1.

Administrative Modification: Minor: the lowest tier of STIP revisions, Minor administrative modifications can be made based on the information and thresholds established in Section II-C and in Table II-1.

Air Quality Conformity Determination: a Clean Air Act (42 U.S.C. 7506(c)) requirement that ensures that Federal funding and approval are given to transportation plans, programs and projects that are consistent with the air quality goals established by a State Implementation Plan (SIP). Conformity, to the purpose of the SIP, means that transportation activities will not cause new air quality violations, worsen existing violations, or delay timely attainment of the NAAQS. The transportation conformity rule (40 CFR part 93) sets forth policy, criteria, and procedures for demonstrating and assuring conformity of transportation activities.

Amendment: means a revision to a long-range statewide or metropolitan transportation plan, TIP, or STIP that involves a major change to a project included in a metropolitan transportation plan, TIP, or STIP, including the addition or deletion of a project or a major change in project cost, project/project phase initiation dates, or a major change in design concept or design scope (e.g., changing project termini or the number of through traffic lanes). The highest tier of STIP revisions, Amendments can be

made based on the information and thresholds established in Section II-A, and in Table II-1. Changes to projects for illustrative purposes do not require an amendment. An amendment is a revision that requires public review and comment, redemonstration of fiscal constraint, or a conformity determination (for metropolitan transportation plans and TIPs involving “non-exempt” projects in nonattainment and maintenance areas). In the context of a long-range statewide transportation plan, an amendment is a revision approved by the State in accordance with its public involvement process.

Exempt Status: A classification, Exempt or Not Exempt, given to all projects within non-attainment or maintenance areas. Project classifications are determined through Interagency Consultation. The project status is reported in the STIP under the heading CAA Code. For Exempt projects, a numeric code is included which is associated with the federal list of exempt activities.

Expedited Project Selection Procedures: A process outlined in federal rules that permit a change in the years of implementation of a project or phase of a project provided that the original date(s) and revised date(s) were contained in an approved STIP. For the urban areas of the state, each MPO, if they wish to utilize these expedited procedures, must adopt them as part of their prospectus. Under these procedures, this type of change falls into the Administrative Modification tier of revision.

Fiscal Management Information System: The system through which all authorizations from FHWA are processed.

Illustrative Project: means an additional transportation project that may (but is not required to) be included in a financial plan for a metropolitan transportation plan, TIP, or STIP if reasonable additional resources were to become available.

Post Authorization Revisions: Revisions to projects and phases of projects after they are programmed in the STIP and authorized by FHWA/FTA. These would include adjustments based on bids, project closeout, change orders/extra work, and litigation for example.

Phase: A component of a project defined as: Planning (PL), Preliminary Engineering (P), Right of Way (R), or Construction (C) programmed with a dollar amount and a fiscal year.

Regional Emissions Analysis: The process to identify and document the anticipated effects of a project on air quality. An analysis is conducted for projects in non-attainment or maintenance areas. Project

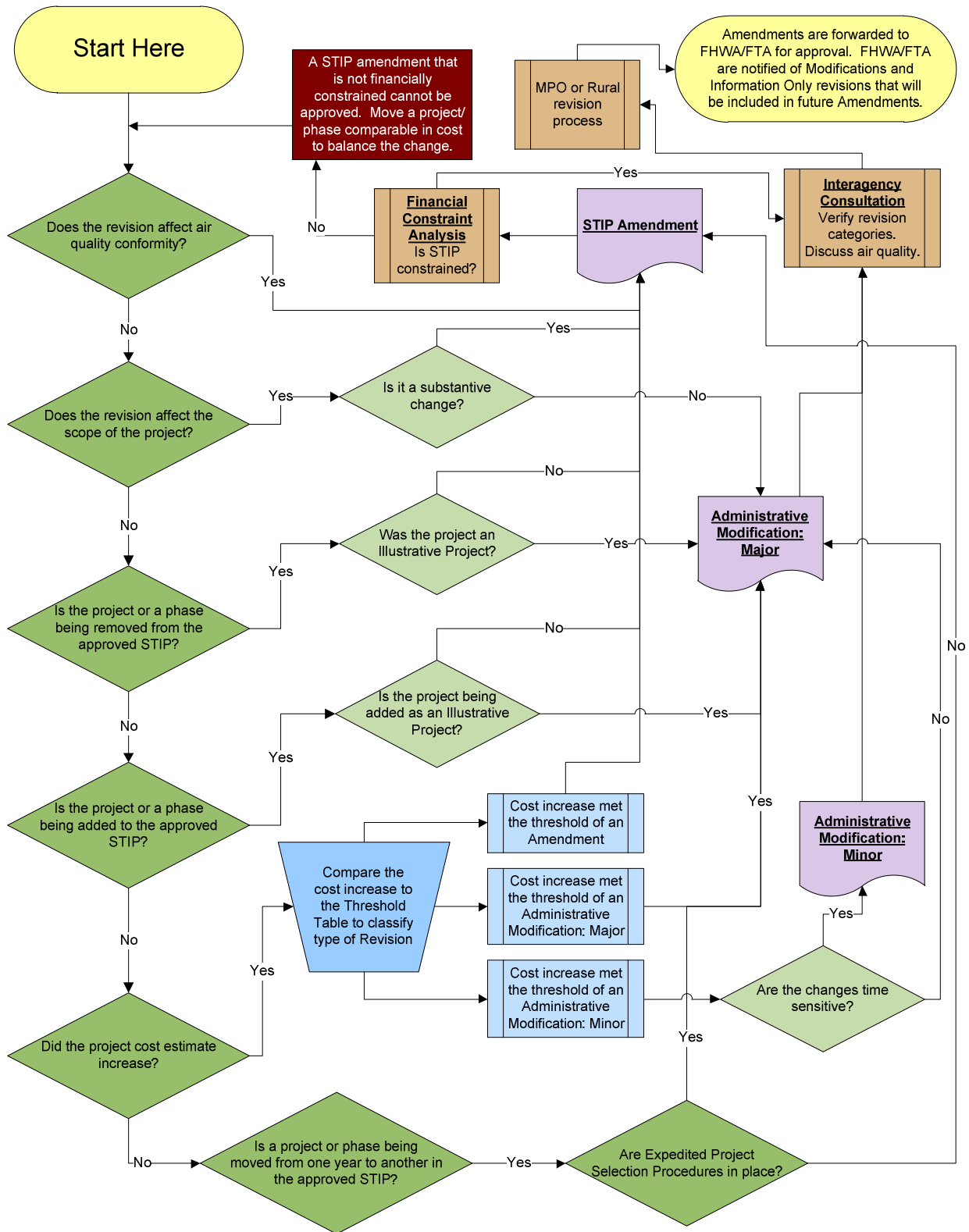
changes that could affect an analysis include, but are not limited to, any that impact capacity, congestion, travel speeds, project areas or the exempt status of a project. Any change to an analysis requires an Amendment and a new Determination.

Regionally Significant: a transportation project (other than projects that may be grouped in the TIP and/or STIP or exempt projects as defined in EPA's transportation conformity regulation (40 CFR part 93)) that is on a facility which serves regional transportation needs (such as access to and from the area outside the region; major activity centers in the region; major planned developments such as new retail malls, sports complexes, or employment centers; or transportation terminals) and would normally be included in the modeling of the metropolitan area's transportation network. At a minimum, this includes all principal arterial highways and all fixed guide way transit facilities that offer a significant alternative to regional highway travel.

Revision: a change to a long-range statewide or metropolitan transportation plan, TIP, or STIP that occurs between scheduled periodic updates. A major revision is an "amendment," while a minor revision is an "administrative modification."

STIP Update: Making current a long-range statewide transportation plan, MPO, TIP, or STIP through a comprehensive review. Updates require public review and comment, a 20-year horizon year for the MTPs and long-range statewide transportation plans, a four-year program period for TIPs and STIPs, demonstration of fiscal constraint (except for long-range statewide transportation plans), and a conformity determination (for MTPs and TIPs in nonattainment and maintenance areas. A process undertaken on a biennial basis in NH to publish a new STIP that includes all relevant project information for a period of 4 years.

B. Process Diagram



C. Approval Signatures

IN WITNESS WHEREOF the parties hereto have APPROVED these PROCEDURES on the day and year written below.

Department of Transportation

This is to certify that these PROCEDURES have been reviewed by the DEPARTMENT and are APPROVED as to form and execution and are considered ADOPTED.

Dated: 12/02/2015 By: John F. Sheehan

Title: Commissioner, NHDOT

Federal Highway Administration

This is to certify that these PROCEDURES have been reviewed by this office and are APPROVED as to form and execution.

Dated: 12-10-15 By: Paul A. Bar

Title: Division Administrator

Federal Transit Administration

This is to certify that these PROCEDURES have been reviewed by this office and are APPROVED as to form and execution.

Dated: 12/16/15 By: Mary Beth Mello

Title: Regional Administrator

	2015					2016					
	Improvement Program					Improvement Program					
	*Federal Resources Available	State Resource Available	Local/Other Resource Available	Total Resource Available	Total Programmed Inflated	*Federal Resources Available	State Resource Available	Local/Other Resource Available	Total Resource Available	Total Programmed Inflated	
FHWA (Federal-Aid with Match)											
Bridge Off System	\$ 3,672,842.52	\$ -	\$ 1,320,000.00	\$ 4,992,842.52	\$ 5,465,156.01	\$ -	\$ -	\$ 960,000.00	\$ 960,000.00	\$ 7,732,240.00	
Bridge On System	\$ -	\$ -	\$ 1,403,141.95	\$ 1,403,141.95	\$ 37,461.85	\$ -	\$ -	\$ -	\$ -	\$ 273.74	
Bridge On/Off System	\$ -	\$ -	\$ -	\$ -	\$ 7,623,891.27	\$ -	\$ -	\$ 712,080.00	\$ 712,080.00	\$ 16,941,955.12	
Congestion Mitigation and Air Quality Program	\$ 9,883,163.83	\$ -	\$ 160,927.00	\$ 10,044,090.83	\$ 12,449,222.49	\$ 10,102,892.00	\$ -	\$ 782,687.25	\$ 10,885,579.25	\$ 3,737,391.10	
Highway Safety Improvement Program (HSIP)	\$ 8,813,692.22	\$ -	\$ -	\$ 8,813,692.22	\$ 8,100,000.00	\$ 8,366,127.00	\$ -	\$ -	\$ 8,366,127.00	\$ 8,100,000.00	
Interstate Maintenance	\$ -	\$ -	\$ -	\$ -	\$ 11,307,638.13	\$ -	\$ -	\$ -	\$ -	\$ 5,328,000.00	
National Highway Freight	\$ -	\$ -	\$ -	\$ -	\$ -	\$ 4,709,130.00	\$ -	\$ 204,336.00	\$ 4,913,466.00	\$ -	
National Highway System	\$ 51,769,470.03	\$ -	\$ -	\$ 51,769,470.03	\$ 48,551,890.57	\$ 89,186,940.00	\$ -	\$ -	\$ 89,186,940.00	\$ 61,003,953.91	
NSTI National Summer Transportation Institute	\$ -	\$ -	\$ -	\$ -	\$ 30,000.00	\$ -	\$ -	\$ 312,500.00	\$ 312,500.00	\$ 30,000.00	
RL - Rail Highway	\$ -	\$ -	\$ -	\$ -	\$ -	\$ 2,629,100.00	\$ -	\$ -	\$ 2,629,100.00	\$ -	
Recreational Trails	\$ 1,255,265.02	\$ -	\$ 104,609.00	\$ 1,359,874.02	\$ 1,378,436.00	\$ 1,255,265.00	\$ -	\$ -	\$ 1,255,265.00	\$ 1,250,000.00	
Redistribution	\$ 561,527.29	\$ -	\$ -	\$ 561,527.29	\$ 2,189,994.42	\$ 499,732.00	\$ -	\$ -	\$ 499,732.00	\$ 22,000.00	
Restoration	\$ -	\$ -	\$ -	\$ -	\$ 716,713.60	\$ -	\$ -	\$ 638,420.00	\$ 638,420.00	\$ -	
Safe Routes to School	\$ -	\$ -	\$ -	\$ -	\$ 676,696.39	\$ -	\$ -	\$ -	\$ -	\$ 2,452,589.00	
TAP - Transportation Alternatives	\$ 2,433,051.58	\$ -	\$ 39,057.86	\$ 2,472,109.44	\$ 156,231.44	\$ 2,623,489.00	\$ -	\$ 719,454.22	\$ 3,342,943.22	\$ 1,860,000.00	
Transportation and Community and System Preservation	\$ -	\$ -	\$ 55,000.00	\$ 55,000.00	\$ 220,000.00	\$ -	\$ -	\$ 200.00	\$ 200.00	\$ -	
STP-5 to 200K	\$ 5,598,576.51	\$ -	\$ 325,783.80	\$ 5,924,360.31	\$ 3,844,220.42	\$ 7,266,622.00	\$ -	\$ 212,245.72	\$ 7,478,867.72	\$ 3,356,287.42	
STP-Areas Less Than 200K	\$ 8,534,433.60	\$ -	\$ -	\$ 8,534,433.60	\$ 1,775,340.03	\$ -	\$ -	\$ -	\$ -	\$ 75,104.00	
STP-Areas Over 200K	\$ 1,495,222.50	\$ -	\$ -	\$ 1,495,222.50	\$ 1,521,795.89	\$ 5,084,135.00	\$ -	\$ 4,023.80	\$ 5,088,158.80	\$ 9,476,075.93	
STP-DBE	\$ -	\$ -	\$ -	\$ -	\$ 90,000.00	\$ -	\$ -	\$ -	\$ -	\$ 90,000.00	
STP-Enhancement	\$ -	\$ -	\$ 1,651,112.75	\$ 1,651,112.75	\$ 8,278,835.17	\$ -	\$ -	\$ -	\$ -	\$ 670,709.24	
STP-Hazard Elimination	\$ -	\$ -	\$ -	\$ -	\$ -	\$ -	\$ -	\$ -	\$ -	\$ -	
STP-Non Urban Areas Under 5K	\$ 8,764,611.73	\$ -	\$ -	\$ 8,764,611.73	\$ 1,218,800.00	\$ 9,093,276.00	\$ -	\$ -	\$ 9,093,276.00	\$ 1,599,211.93	
STP-Off System Bridge	\$ 2,935,857.09	\$ -	\$ -	\$ 2,935,857.09	\$ -	\$ 3,672,842.00	\$ -	\$ -	\$ 3,672,842.00	\$ 532,400.00	
STP-Rail	\$ 1,099,999.54	\$ -	\$ -	\$ 1,099,999.54	\$ -	\$ -	\$ 308,753.92	\$ 308,753.92	\$ -	\$ -	
STP-Safety	\$ 662,757.15	\$ -	\$ -	\$ 662,757.15	\$ -	\$ -	\$ -	\$ -	\$ -	\$ -	
STP-State Flexible	\$ 50,623,418.06	\$ -	\$ 1,431,444.66	\$ 52,054,862.72	\$ 34,412,907.98	\$ 15,590,944.00	\$ -	\$ -	\$ 15,590,944.00	\$ 42,120,460.78	
De-Obligations**	\$ -	\$ -	\$ -	\$ -	\$ -	\$ 36,867,280.00	\$ -	\$ -	\$ 36,867,280.00	\$ -	
TIFIA	\$ -	\$ -	\$ -	\$ -	\$ -	\$ 199,970,619.20	\$ -	\$ -	\$ 199,970,619.20	\$ 199,970,619.16	
TIGER Grants	\$ 4,642,152.80	\$ -	\$ -	\$ 4,642,152.80	\$ 4,642,152.80	\$ -	\$ -	\$ -	\$ -	\$ -	
TIGER Grants (Maine)	\$ 25,000,000.00	\$ -	\$ -	\$ 25,000,000.00	\$ 25,000,000.00	\$ -	\$ -	\$ -	\$ -	\$ -	
Bridge Special	\$ 1,381,040.00	\$ -	\$ -	\$ 1,381,040.00	\$ 1,381,040.00	\$ 640,000.00	\$ -	\$ 33,947.80	\$ 673,947.80	\$ 662,060.00	
National Scenic Byways	\$ 400,000.00	\$ -	\$ -	\$ 400,000.00	\$ 400,000.00	\$ -	\$ -	\$ -	\$ -	\$ -	
FHWA Earmarks	\$ 3,245,163.02	\$ -	\$ 189,910.75	\$ 3,435,073.77	\$ 3,245,163.02	\$ 5,506,258.10	\$ -	\$ 525,488.30	\$ 6,031,746.40	\$ 4,236,225.58	
Training and Education	\$ 150,000.00	\$ -	\$ -	\$ 150,000.00	\$ 150,000.00	\$ 150,000.00	\$ -	\$ -	\$ 150,000.00	\$ 150,000.00	
National Highway (NHPP) Exempt	\$ 2,070,965.00	\$ -	\$ -	\$ 2,070,965.00	\$ 2,070,965.00	\$ 2,499,932.00	\$ -	\$ -	\$ 2,499,932.00	\$ -	
Redistribution (Year End)	\$ 10,061,275.00	\$ -	\$ -	\$ 10,061,275.00	\$ -	\$ -	\$ -	\$ -	\$ -	\$ -	
Toll Credit	\$ -	\$ -	\$ -	\$ -	\$ 24,042,513.02	\$ -	\$ -	\$ -	\$ -	\$ 33,032,885.43	
Total	\$ 205,054,484.49	\$ -	\$ 6,680,987.77	\$ 211,735,472.25	\$ 210,977,065.50	\$ 405,714,583.30	\$ -	\$ 5,414,137.02	\$ 411,128,720.31	\$ 404,430,442.33	
FTA (Federal-Aid with Match)											
FTAS307	\$ 10,536,339.89	\$ -	\$ 3,451,790.31	\$ 13,988,130.19	\$ 13,880,003.00	\$ 13,465,658.73	\$ -	\$ 3,148,040	\$ 16,613,698.49	\$ 14,138,748.00	
FTAS307_NHDOT	\$ 2,889,264.42	\$ -	\$ 703,916.11	\$ 3,593,180.53	\$ 3,611,580.53	\$ 2,981,720.89	\$ -	\$ 726,441	\$ 3,708,162.31	\$ 3,727,151.11	
FTAS309	\$ 1,600,000.00	\$ -	\$ 400,000.00	\$ 2,000,000.00	\$ 2,000,000.00	\$ 800,000.00	\$ -	\$ 200,000	\$ 1,000,000.00	\$ 1,000,000.00	
FTAS310	\$ 2,052,299.20	\$ -	\$ 513,074.80	\$ 2,565,374.00	\$ 2,565,374.00	\$ 2,201,919.65	\$ -	\$ 536,900	\$ 2,738,819.93	\$ 2,746,227.00	
FTAS311	\$ 6,673,240.00	\$ -	\$ 1,668,310.00	\$ 8,341,550.00	\$ 8,341,550.00	\$ 6,886,784.00	\$ -	\$ 1,721,696	\$ 8,608,480.00	\$ 8,608,480.00	
FTAS339	\$ 2,045,178.40	\$ -	\$ 511,294.60	\$ 2,556,473.00	\$ 2,556,473.00	\$ 2,603,869.47	\$ -	\$ 565,218	\$ 3,169,087.72	\$ 3,223,534.96	
Prior Grant Funds	\$ 7,072,385.81	\$ -	\$ -	\$ 7,072,385.81	\$ 306,902.80	\$ -	\$ -	\$ -	\$ -	\$ -	
Total	\$ 32,868,707.72	\$ -	\$ 7,248,385.81	\$ 40,117,093.54	\$ 33,261,883.33	\$ 28,939,952.73	\$ -	\$ 6,898,295.71	\$ 35,838,248.44	\$ 33,444,141.07	
FHWA/FTA Total	\$ 237,923,192.21	\$ -	\$ 13,929,373.58	\$ 251,852,565.79	\$ 243,932,046.03	\$ 434,654,536.03	\$ -	\$ 12,312,432.72	\$ 446,966,968.75	\$ 437,874,583.40	
Innovated Financing											
GARVEE Bond Funds	\$ -	\$ 28,344,541.00	\$ -	\$ 28,344,541.00	\$ 28,344,541.00	\$ -	\$ 773,779.82	\$ -	\$ 773,779.82	\$ 773,779.82	
Total	\$ -	\$ 28,344,541.00	\$ -	\$ 28,344,541.00	\$ 28,344,541.00	\$ -	\$ 773,779.82	\$ -	\$ 773,779.82	\$ 773,779.82	
StateFund Sources											
Turnpike Capital	\$ -	\$ 31,727,910.16	\$ -	\$ 31,727,910.16	\$ 31,727,910.16	\$ -	\$ 16,038,603.95	\$ -	\$ 16,038,603.95	\$ 16,038,603.95	
Turnpike Program	\$ -	\$ 30,563.51	\$ -	\$ 286,690.95	\$ 30,563.51	\$ -	\$ 23,992.12	\$ -	\$ 23,992.12	\$ 23,992.12	
Turnpike Renewal & Replacement	\$ -	\$ -	\$ -	\$ -	\$ -	\$ -	\$ -	\$ -	\$ -	\$ -	
Total	\$ -	\$ 31,758,473.67	\$ -	\$ 32,014,601.11	\$ 31,758,473.67	\$ -	\$ 16,062,596.07	\$ -	\$ 16,062,596.07	\$ 16,062,596.07	
ALL SOURCES TOTAL	\$ 237,923,192.21	\$ 31,758,473.67	\$ 13,929,373.58	\$ 283,867,166.90	\$ 275,690,519.70	\$ 434,654,536.03	\$ 16,062,596.07	\$ 12,312,432.72	\$ 463,029,564.82	\$ 453,937,179.47	

*Federal Resources: FY 2015 based on actuals, FY 2016 based on 6/9/16 Status of Funds, FY 2017 & FY 2018 based on FAST Act ratios.

** De-obligation amount per NHDOT/FHWA agreement.

	2017					2018				
	Improvement Program					Improvement Program				
	Federal Resources Available	State Resource Available	Local/Other Resource Available	Total Resource Available	Total Programmed Inflated	Federal Resources Available	State Resource Available	Local/Other Resource Available	Total Resource Available	Total Programmed Inflated
FHWA (Federal-Aid with Match)										
Bridge Off System	\$ -	\$ -	\$ 930,000.00	\$ 930,000.00	\$ 5,133,840.00	\$ -	\$ -	\$ 930,000.00	\$ 930,000.00	\$ 3,720,000.00
Bridge On System	\$ -	\$ -	\$ -	\$ -	\$ -	\$ -	\$ -	\$ -	\$ -	\$ -
Bridge On/Off System	\$ -	\$ -	\$ -	\$ -	\$ 641,199.00	\$ -	\$ -	\$ -	\$ -	\$ 3,943,976.00
Congestion Mitigation and Air Quality Program	\$ 10,634,708.23	\$ -	\$ 435,918.54	\$ 11,070,626.78	\$ 6,586,374.00	\$ 11,194,519.28	\$ -	\$ -	\$ 11,194,519.28	\$ 2,082,888.00
Highway Safety Improvement Program (HSIP)	\$ 8,806,519.93	\$ -	\$ -	\$ 8,806,519.93	\$ 8,100,000.00	\$ 9,270,095.13	\$ -	\$ -	\$ 9,270,095.13	\$ 8,100,000.00
Interstate Maintenance	\$ -	\$ -	\$ -	\$ -	\$ 4,429,597.00	\$ -	\$ -	\$ -	\$ -	\$ -
National Highway Freight	\$ 4,957,018.60	\$ -	\$ -	\$ 4,957,018.60	\$ -	\$ 5,217,956.06	\$ -	\$ -	\$ 5,217,956.06	\$ -
National Highway System	\$ 93,881,740.52	\$ -	\$ 105,437.38	\$ 93,987,177.90	\$ 51,829,137.00	\$ 98,823,675.34	\$ -	\$ 169,262.13	\$ 98,992,937.48	\$ 61,431,739.00
NSTI National Summer Transportation Institute	\$ -	\$ -	\$ -	\$ -	\$ 30,000.00	\$ -	\$ -	\$ -	\$ -	\$ 30,000.00
RL - Rail Highway	\$ 1,842,120.00	\$ -	\$ -	\$ 1,842,120.00	\$ -	\$ 1,939,089.20	\$ -	\$ -	\$ 1,939,089.20	\$ -
Recreational Trails	\$ 1,334,688.57	\$ -	\$ 258,000.00	\$ 1,592,688.57	\$ 1,032,000.00	\$ 1,404,946.58	\$ -	\$ 266,256.00	\$ 1,671,202.58	\$ 1,065,024.00
Redistribution	\$ 526,037.89	\$ -	\$ -	\$ 526,037.89	\$ 68,112.00	\$ 553,728.53	\$ -	\$ -	\$ 553,728.53	\$ -
Restoration	\$ -	\$ -	\$ -	\$ -	\$ -	\$ -	\$ -	\$ -	\$ -	\$ -
Safe Routes to School	\$ -	\$ -	\$ -	\$ -	\$ 854,995.00	\$ -	\$ -	\$ -	\$ -	\$ 302,000.00
TAP - Transportation Alternatives	\$ 2,761,589.46	\$ -	\$ 638,420.00	\$ 3,400,009.46	\$ 2,553,680.00	\$ 2,906,959.53	\$ -	\$ 638,420.00	\$ 3,545,379.53	\$ 2,553,680.00
Transportation and Community and System Preservation	\$ -	\$ -	\$ -	\$ -	\$ -	\$ -	\$ -	\$ -	\$ -	\$ -
STP-5 to 200K	\$ 7,649,136.98	\$ -	\$ 99,072.00	\$ 7,748,208.98	\$ 1,264,089.00	\$ 8,051,787.55	\$ -	\$ -	\$ 8,051,787.55	\$ 4,874,839.00
STP-Areas Less Than 200K	\$ -	\$ -	\$ -	\$ -	\$ 1,807,132.72	\$ -	\$ -	\$ -	\$ -	\$ 38,688.00
STP-Areas Over 200K	\$ 5,351,763.87	\$ -	\$ -	\$ 5,351,763.87	\$ 21,509.00	\$ 5,633,480.72	\$ -	\$ -	\$ 5,633,480.72	\$ 21,573.20
STP-DBE	\$ -	\$ -	\$ -	\$ -	\$ 90,000.00	\$ -	\$ -	\$ -	\$ -	\$ 90,000.00
STP-Enhancement	\$ -	\$ -	\$ -	\$ -	\$ -	\$ -	\$ -	\$ -	\$ -	\$ -
STP-Hazard Elimination	\$ -	\$ -	\$ -	\$ -	\$ -	\$ -	\$ -	\$ -	\$ -	\$ -
STP-Non Urban Areas Under 5K	\$ 9,571,946.05	\$ -	\$ -	\$ 9,571,946.05	\$ 3,658,245.00	\$ 10,075,813.29	\$ -	\$ -	\$ 10,075,813.29	\$ 3,410,548.00
STP-Off System Bridge	\$ 3,866,180.40	\$ -	\$ -	\$ 3,866,180.40	\$ 54,489.60	\$ 4,069,696.14	\$ -	\$ -	\$ 4,069,696.14	\$ -
STP-Rail	\$ -	\$ -	\$ -	\$ -	\$ -	\$ -	\$ -	\$ -	\$ -	\$ -
STP-Safety	\$ -	\$ -	\$ -	\$ -	\$ -	\$ -	\$ -	\$ -	\$ -	\$ -
STP-State Flexible	\$ 16,411,651.29	\$ -	\$ 389,888.00	\$ 16,801,539.29	\$ 48,384,369.00	\$ 17,275,560.62	\$ -	\$ 200,000.00	\$ 17,475,560.62	\$ 31,954,664.00
	\$ -	\$ -	\$ -	\$ -	\$ -	\$ -	\$ -	\$ -	\$ -	\$ -
TIFIA	\$ -	\$ -	\$ -	\$ -	\$ -	\$ -	\$ -	\$ -	\$ -	\$ -
TIGER Grants	\$ -	\$ -	\$ -	\$ -	\$ -	\$ -	\$ -	\$ -	\$ -	\$ -
TIGER Grants (Maine)	\$ -	\$ -	\$ -	\$ -	\$ -	\$ -	\$ -	\$ -	\$ -	\$ -
Bridge Special	\$ 673,689.60	\$ -	\$ 2,476.80	\$ 676,166.40	\$ 297,216.00	\$ 4,237,199.63	\$ -	\$ 64,997.35	\$ 4,302,196.98	\$ 1,299,946.99
National Scenic Byways	\$ -	\$ -	\$ -	\$ -	\$ -	\$ -	\$ -	\$ -	\$ -	\$ -
FHWA Earmarks	\$ 2,133,466.52	\$ -	\$ -	\$ 2,133,466.52	\$ 2,133,466.52	\$ 3,079,762.92	\$ -	\$ 769,940.73	\$ 3,849,703.65	\$ 3,849,703.65
Training and Education	\$ 150,000.00	\$ -	\$ -	\$ 150,000.00	\$ 150,000.00	\$ 150,000.00	\$ -	\$ -	\$ 150,000.00	\$ 150,000.00
National Highway (NHPP) Exempt	\$ 2,631,528.42	\$ -	\$ -	\$ 2,631,528.42	\$ -	\$ 2,070,965.00	\$ -	\$ -	\$ 2,070,965.00	\$ -
	\$ -	\$ -	\$ -	\$ -	\$ -	\$ -	\$ -	\$ -	\$ -	\$ -
Toll Credit	\$ -	\$ -	\$ -	\$ -	\$ 29,754,808.52	\$ -	\$ -	\$ -	\$ -	\$ 26,025,394.38
Total	\$ 173,183,786.34	\$ -	\$ 2,859,212.72	\$ 176,042,999.06	\$ 168,874,259.36	\$ 185,955,235.51	\$ -	\$ 3,038,876.21	\$ 188,994,111.72	\$ 154,944,664.22
FTA (Federal-Aid with Match)										
FTA5307	\$ 7,719,270.30	\$ -	\$ 3,029,945.20	\$ 10,749,215.50	\$ 7,719,270.30	\$ 7,396,379.04	\$ -	\$ 3,120,540.19	\$ 10,516,919.23	\$ 10,516,919.23
FTA5307_NHDOT	\$ 3,037,943.07	\$ -	\$ 749,687.55	\$ 3,787,630.62	\$ 3,037,943.07	\$ 3,094,710.19	\$ -	\$ 773,677.55	\$ 3,868,387.74	\$ 3,868,387.74
FTA5309	\$ 800,000.00	\$ -	\$ 200,000.00	\$ 1,000,000.00	\$ 800,000.00	\$ -	\$ -	\$ -	\$ -	\$ -
FTA5310	\$ 2,185,748.00	\$ -	\$ 546,437.00	\$ 2,732,185.00	\$ 1,385,748.02	\$ 2,255,692.00	\$ -	\$ 563,923.00	\$ 2,819,615.00	\$ 2,819,615.00
FTA5311	\$ 7,107,160.80	\$ -	\$ 1,776,790.20	\$ 8,883,951.00	\$ 7,107,160.80	\$ 7,334,590.40	\$ -	\$ 1,833,647.60	\$ 9,168,238.00	\$ 9,168,238.00
FTA5339	\$ 2,319,796.94	\$ -	\$ 579,949.23	\$ 2,899,746.17	\$ 2,178,164.00	\$ 2,470,639.80	\$ -	\$ 617,659.95	\$ 3,088,299.75	\$ 3,088,299.75
Prior Grant Funds	\$ -	\$ -	\$ -	\$ -	\$ -	\$ -	\$ -	\$ -	\$ -	\$ -
	\$ 23,169,919.11	\$ -	\$ 6,882,809.18	\$ 30,052,728.29	\$ 22,228,286.18	\$ 22,552,011.43	\$ -	\$ 6,909,448.29	\$ 29,461,459.72	\$ 29,461,459.72
Total	\$ 196,353,705.45	\$ -	\$ 9,742,021.90	\$ 206,095,727.35	\$ 191,102,545.55	\$ 208,507,246.94	\$ -	\$ 9,948,324.50	\$ 218,455,571.44	\$ 184,406,123.94
Innovated Financing										
GARVEE Bond Funds	\$ -	\$ -	\$ -	\$ -	\$ -	\$ -	\$ -	\$ -	\$ -	\$ -
Total	\$ -	\$ -	\$ -	\$ -	\$ -	\$ -	\$ -	\$ -	\$ -	\$ -
StateFund Sources										
Turnpike Capital	\$ -	\$ 26,205,660.48	\$ -	\$ 26,205,660.48	\$ 26,205,660.48	\$ -	\$ 27,527,452.18	\$ -	\$ 27,527,452.18	\$ 27,527,452.18
Turnpike Program	\$ -	\$ 28,955.14	\$ -	\$ 28,955.14	\$ 28,955.14	\$ -	\$ 29,066.35	\$ -	\$ 29,066.35	\$ 29,066.35
Turnpike Renewal & Replacement	\$ -	\$ 9,600,000.00	\$ -	\$ 9,600,000.00	\$ 9,600,000.00	\$ -	\$ 1,978,388.58	\$ -	\$ 1,978,388.58	\$ 1,978,388.58
	\$ -	\$ -	\$ -	\$ -	\$ -	\$ -	\$ -	\$ -	\$ -	\$ -
	\$ -	\$ -	\$ -	\$ -	\$ -	\$ -	\$ -	\$ -	\$ -	\$ -
Total	\$ -	\$ 35,834,615.62	\$ -	\$ 35,834,615.62	\$ 35,834,615.62	\$ -	\$ 29,534,907.11	\$ -	\$ 29,534,907.11	\$ 29,534,907.11
ALL SOURCES TOTAL	\$ 196,353,705.45	\$ 35,834,615.62	\$ 9,742,021.90	\$ 241,930,342.96	\$ 226,937,161.17	\$ 208,507,246.94	\$ 29,534,907.11	\$ 9,948,324.50	\$ 247,990,478.56	\$ 213,941,031.05



2015 - 2018 STIP Report Project List

Amended
7/11/2016

5311 Rural Nonurbanized Area

Regionally Significant: No

FTA5311

Managed By: DOT

CAA Code: ATT

Scope: FTA 5311 Program

Phase	Year	Federal	State	Other	Total	Funding
PE	2015	\$6,673,240	\$0	\$1,668,310	\$8,341,550	FTA 5311 Capital and Operating Program, Other
PE	2016	\$6,886,784	\$0	\$1,721,696	\$8,608,480	FTA 5311 Capital and Operating Program, Other
PE	2017	\$7,107,161	\$0	\$1,776,790	\$8,883,951	FTA 5311 Capital and Operating Program, Other
PE	2018	\$7,334,590	\$0	\$1,833,648	\$9,168,238	FTA 5311 Capital and Operating Program, Other
		\$28,001,775	\$0	\$7,000,444	\$35,002,219	

MPO: CNHRPC, LRPC, NCC, SWRPC, UVLSRPC

All Project Cost

\$143,820,535

ACWORTH

Regionally Significant: No

16301

Managed By: DOT

CAA Code: ATT

Scope: Replace RedList Bridge carrying NH 123A over Bowers Brook (113/064)

Phase	Year	Federal	State	Other	Total	Funding
PE	2015	\$55,000	\$0	\$0	\$55,000	Bridge Off System, Toll Credit
PE	2016	\$165,000	\$0	\$0	\$165,000	STP-Off System Bridge, Toll Credit
PE	2017	\$124,872	\$0	\$0	\$124,872	Bridge Off System, Toll Credit
ROW	2016	\$253,000	\$0	\$0	\$253,000	STP-Off System Bridge, Toll Credit
Construction	2018	\$0	\$1,704,038	\$0	\$1,704,038	SB367-4-Cents
		\$597,872	\$1,704,038	\$0	\$2,301,910	

MPO: UVLSRPC

All Project Cost

\$2,664,910

2015 - 2018 STIP Report Project List

Amended
 7/11/2016

Albany

Regionally Significant: No
 Managed By: DOT
 CAA Code: ATT

29597

Scope: Shoulder widening and pavement resurfacing to enable installation of centerline rumble strips

Phase	Year	Federal	State	Other	Total	Funding
PE	2018	\$290,164	\$72,541	\$0	\$362,705	NH Highway Fund, STP-State Flexible
ROW	2018	\$72,541	\$18,135	\$0	\$90,676	NH Highway Fund, STP-State Flexible
		\$362,705	\$90,676	\$0	\$453,381	

MPO: NCC

All Project Cost
\$10,114,408

ALSTEAD

Regionally Significant: No
 Managed By: DOT
 CAA Code: ATT

20817

Scope: REPLACE SINGLE SPAN BRIDGE OVER WARREN BROOK.

Phase	Year	Federal	State	Other	Total	Funding
PE	2015	\$49,500	\$0	\$0	\$49,500	Bridge Off System, Toll Credit
PE	2016	\$49,500	\$0	\$0	\$49,500	STP-Off System Bridge, Toll Credit
PE	2017	\$11,352	\$0	\$0	\$11,352	STP-Off System Bridge, Toll Credit
ROW	2015	\$11,000	\$0	\$0	\$11,000	Bridge Off System, Toll Credit
ROW	2017	\$11,352	\$0	\$0	\$11,352	Bridge Off System, Toll Credit
		\$132,704	\$0	\$0	\$132,704	

MPO: SWRPC

All Project Cost
\$2,130,723

2015 - 2018 STIP Report Project List

Amended
 7/11/2016

ANDOVER

Regionally Significant: No

20650

Managed By: DOT

CAA Code: ATT

Scope: REPLACE 5-SPAN BRIDGE OVER NHRR(ABD)

Phase	Year	Federal	State	Other	Total	Funding
PE	2016	\$55,000	\$0	\$0	\$55,000	Bridge On/Off System, Toll Credit
PE	2017	\$38,184	\$0	\$0	\$38,184	Bridge On/Off System, Toll Credit
ROW	2017	\$34,056	\$0	\$0	\$34,056	STP-Non Urban Areas Under 5K, Toll Credit
		\$127,240	\$0	\$0	\$127,240	

MPO: LRPC

All Project Cost

\$3,756,810

Andover

Regionally Significant: No

40392

Managed By: DOT

CAA Code: ATT

Scope: US 4 over Blackwater River rehabilitation or replacement.

Phase	Year	Federal	State	Other	Total	Funding
PE	2018	\$193,442	\$48,361	\$0	\$241,803	Bridge On/Off System, NH Highway Fund
ROW	2018	\$48,361	\$12,090	\$0	\$60,451	Bridge On/Off System, NH Highway Fund
		\$241,803	\$60,451	\$0	\$302,254	

MPO: LRPC

All Project Cost

\$5,903,919

Ashland

Regionally Significant: No

16237

Managed By: DOT

CAA Code: ATT

Scope: Superstructure Replacement for bridge carrying US 3 and NH 25 over Owl Brook (Red List)

Phase	Year	Federal	State	Other	Total	Funding
Construction	2015	\$2,063,918	\$0	\$0	\$2,063,918	STP-State Flexible, Toll Credit
		\$2,063,918	\$0	\$0	\$2,063,918	

MPO: LRPC

All Project Cost

\$2,370,818

2015 - 2018 STIP Report Project List

Amended
 7/11/2016

BARNSTEAD - ALTON

Regionally Significant: No
 Managed By: DOT
 CAA Code: ATT

14121

Scope: NH 28 reconstruction from Alton Circle 7 miles southerly to improved section in Barnstead

Phase	Year	Federal	State	Other	Total	Funding
PE	2016	\$110,000	\$0	\$0	\$110,000	STP-5 to 200K, Toll Credit
PE	2017	\$283,800	\$0	\$0	\$283,800	STP-5 to 200K, Toll Credit
PE	2018	\$199,159	\$0	\$0	\$199,159	STP-5 to 200K, Toll Credit
ROW	2017	\$335,452	\$0	\$0	\$335,452	STP-5 to 200K, STP-Non Urban Areas Under 5K, Toll Credit
ROW	2018	\$175,729	\$0	\$0	\$175,729	STP-5 to 200K, Toll Credit
		\$1,104,140	\$0	\$0	\$1,104,140	

MPO: LRPC

All Project Cost
\$5,699,861

BEDFORD - MERRIMACK

Regionally Significant: Yes
 Managed By: DOT
 CAA Code: ATT

16100

Scope: Improvement to Bedford Mainline Toll Plaza to Institute Open Road Tolling (TPK Capital Program)

Phase	Year	Federal	State	Other	Total	Funding
PE	2015	\$0	\$60,000	\$0	\$60,000	Turnpike Capital
PE	2016	\$0	\$340,000	\$0	\$340,000	Turnpike Capital
PE	2017	\$0	\$913,320	\$0	\$913,320	Turnpike Capital
Construction	2017	\$0	\$1,960,800	\$0	\$1,960,800	Turnpike Capital
Construction	2018	\$0	\$7,135,661	\$0	\$7,135,661	Turnpike Capital
		\$0	\$10,409,781	\$0	\$10,409,781	

MPO: NRPC, SNHPC

All Project Cost
\$10,409,781

2015 - 2018 STIP Report Project List

Amended
 7/11/2016

BEDFORD

Regionally Significant: No
 Managed By: DOT
 CAA Code: LMP

13953

Scope: Widen NH 101 to 5 lanes from NH 114 to Wallace Road

Phase	Year	Federal	State	Other	Total	Funding
PE	2015	\$385,000	\$0	\$0	\$385,000	National Highway System, Toll Credit
PE	2016	\$495,000	\$0	\$0	\$495,000	STP-State Flexible, Toll Credit
PE	2017	\$56,760	\$0	\$0	\$56,760	National Highway System, Toll Credit
ROW	2015	\$2,640,000	\$0	\$0	\$2,640,000	National Highway System, Toll Credit
ROW	2016	\$3,740,000	\$0	\$0	\$3,740,000	National Highway System, STP-State Flexible, Toll Credit
Construction	2017	\$9,081,600	\$0	\$0	\$9,081,600	National Highway System, Toll Credit
Construction	2018	\$5,857,632	\$0	\$0	\$5,857,632	National Highway System, Toll Credit
		\$22,255,992	\$0	\$0	\$22,255,992	

MPO: SNHPC

All Project Cost
\$24,872,297

BEDFORD

Regionally Significant: No
 Managed By: DOT
 CAA Code: LMP

16156

Scope: Culvert Replacement under NH 114

Phase	Year	Federal	State	Other	Total	Funding
PE	2015	\$55,000	\$0	\$0	\$55,000	Redistribution, Toll Credit
PE	2016	\$27,500	\$0	\$0	\$27,500	Redistribution, Toll Credit
PE	2017	\$28,380	\$0	\$0	\$28,380	Redistribution, Toll Credit
ROW	2015	\$55,000	\$0	\$0	\$55,000	Equity Bonus, Toll Credit
ROW	2017	\$56,760	\$0	\$0	\$56,760	Redistribution, Toll Credit
		\$222,640	\$0	\$0	\$222,640	

MPO: SNHPC

All Project Cost
\$2,314,663

2015 - 2018 STIP Report Project List

Amended
 7/11/2016

BELMONT

Regionally Significant: No
 Managed By: Muni/Local
 CAA Code: ATT

14400

Scope: CONSTRUCT A MULTI-USE TRAIL Approx 1.7 Miles FROM US 3 TO THE TOWN BEACH - 5.2 Miles) [04-03TE]

Phase	Year	Federal	State	Other	Total	Funding
Construction	2015	\$660,232	\$0	\$165,058	\$825,290	Equity Bonus, Minimum Guarantee, STP-5 to 200K, Towns
		\$660,232	\$0	\$165,058	\$825,290	

MPO: LRPC

All Project Cost
\$1,024,656

BENNINGTON

Regionally Significant: No
 Managed By: Muni/Local
 CAA Code: ATT

16030

Scope: Reconstruct roadside in Village area

Phase	Year	Federal	State	Other	Total	Funding
PE	2015	\$5,527	\$0	\$1,382	\$6,908	STP-Enhancement, Towns
ROW	2015	\$16,000	\$0	\$4,000	\$20,000	STP-Enhancement, Towns
Construction	2015	\$452,800	\$0	\$113,200	\$566,000	STP-Enhancement, Towns
		\$474,327	\$0	\$118,582	\$592,908	

MPO: SWRPC

All Project Cost
\$687,908

BERLIN

Regionally Significant: No
 Managed By: DOT
 CAA Code: ATT

12958H

Scope: Construction of scenic vistas, interpretive panels and other approved mitigation measures .

Phase	Year	Federal	State	Other	Total	Funding
PE	2015	\$44,000	\$0	\$11,000	\$55,000	STP-State Flexible, Towns
Construction	2017	\$181,632	\$0	\$45,408	\$227,040	STP-State Flexible, Towns
		\$225,632	\$0	\$56,408	\$282,040	

MPO: NCC

All Project Cost
\$337,040

2015 - 2018 STIP Report Project List

Amended
 7/11/2016

BERLIN

Regionally Significant: No

16019

Managed By: Muni/Local

CAA Code: ATT

Scope: RECONSTRUCTION OF HUTCHINS ST FROM NAPERT STREET TO BRIDGE STREET- EARMARK PROJECT (DEMO ID NH085)

Phase	Year	Federal	State	Other	Total	Funding
ROW	2016	\$1,000	\$0	\$0	\$1,000	FHWA Earmarks
Construction	2016	\$697,998	\$0	\$84,917	\$782,915	FHWA Earmarks, Non Participating
		\$698,998	\$0	\$84,917	\$783,915	

MPO: NCC

All Project Cost

\$863,984

BOSTON EXPRESS FEE/NASHUA CAPITAL & OPERATING

Regionally Significant: No

68060

Managed By: DOT

CAA Code: ATT

Scope: BOSTON EXPRESS FEE/NASHUA CAPITAL, CAPITAL PM, MARKETING & OPERATING MATCH W/TOLL CREDITS

Phase	Year	Federal	State	Other	Total	Funding
Other	2015	\$92,000	\$0	\$0	\$92,000	FTA 5307 Capital and Operating Program, Toll Credit
Other	2016	\$92,000	\$0	\$0	\$92,000	FTA 5307 Capital and Operating Program, Toll Credit
Other	2017	\$47,472	\$0	\$0	\$47,472	FTA 5307 Capital and Operating Program, Toll Credit
		\$231,472	\$0	\$0	\$231,472	

MPO: NRPC, SNHPC

All Project Cost

\$231,472

2015 - 2018 STIP Report Project List

Amended
 7/11/2016

Boston Express, 5307 Program Operating

Regionally Significant: No

680930

Managed By: DOT

CAA Code: ATT

Scope: Boston Express 5307 Program - Provides daily commuter bus service along the FE Everett Turnpike

Phase	Year	Federal	State	Other	Total	Funding
Other	2015	\$255,000	\$0	\$0	\$255,000	FTA 5307 Capital and Operating Program, Toll Credit
Other	2016	\$280,000	\$0	\$0	\$280,000	FTA 5307 Capital and Operating Program, Toll Credit
Other	2017	\$219,408	\$0	\$0	\$219,408	FTA 5307 Capital and Operating Program, Toll Credit
		\$754,408	\$0	\$0	\$754,408	

MPO: NRPC, SNHPC

All Project Cost

\$754,408

BOW - CONCORD

Regionally Significant: Yes

13742

Managed By: DOT

CAA Code: ATT

Scope: I-93 widening from I-89 to between Exit 15 and 16

Phase	Year	Federal	State	Other	Total	Funding
PE	2015	\$0	\$1,000,000	\$0	\$1,000,000	Turnpike Capital
PE	2016	\$0	\$825,600	\$0	\$825,600	Turnpike Capital
PE	2017	\$0	\$1,597,536	\$0	\$1,597,536	Turnpike Capital
ROW	2016	\$0	\$206,400	\$0	\$206,400	Turnpike Capital
ROW	2017	\$0	\$532,512	\$0	\$532,512	Turnpike Capital
		\$0	\$4,162,048	\$0	\$4,162,048	

MPO: CNHRPC

All Project Cost

\$380,878,097

2015 - 2018 STIP Report Project List

Amended
 7/11/2016

BOW

Regionally Significant: No
 Managed By: DOT
 CAA Code: ATT

29641

Scope: NH Rte 3A Corridor safety improvements

Phase	Year	Federal	State	Other	Total	Funding
PE	2016	\$110,000	\$0	\$0	\$110,000	National Highway System, Toll Credit
PE	2018	\$351,458	\$0	\$0	\$351,458	National Highway System, Toll Credit
ROW	2018	\$58,576	\$0	\$0	\$58,576	National Highway System, Toll Credit
		\$520,034	\$0	\$0	\$520,034	

MPO: CNHRPC

All Project Cost
\$4,946,581

BRADFORD

Regionally Significant: No
 Managed By: Muni/Local
 CAA Code: ATT

23819

Scope: Bridge Rehab-Bradford Center Rd over West Branch of Warner River-Br. #140/144-Bement Covered Br

Phase	Year	Federal	State	Other	Total	Funding
PE	2016	\$86,060	\$17,212	\$4,303	\$107,575	Bridge Special, State Aid Bridge, Towns
Construction	2018	\$566,103	\$113,221	\$28,305	\$707,629	Bridge Special, State Aid Bridge, Towns
		\$652,163	\$130,433	\$32,608	\$815,204	

MPO: CNHRPC

All Project Cost
\$815,204

2015 - 2018 STIP Report Project List

Amended
 7/11/2016

CART-1

Regionally Significant: No

60100A

Managed By: Other

CAA Code: E-23

Scope: Preventative Maintenance

Phase	Year	Federal	State	Other	Total	Funding
Other	2015	\$160,000	\$0	\$40,000	\$200,000	FTA 5307 Capital and Operating Program, Other
Other	2016	\$68,000	\$0	\$17,000	\$85,000	FTA 5307 Capital and Operating Program, Other
Other	2017	\$70,176	\$0	\$17,544	\$87,720	FTA 5307 Capital and Operating Program, Other
Other	2018	\$72,422	\$0	\$18,105	\$90,527	FTA 5307 Capital and Operating Program, Other
		\$370,598	\$0	\$92,649	\$463,247	

MPO: RPC

All Project Cost

\$1,268,453

CART-2

Regionally Significant: No

60100B

Managed By: Other

CAA Code: E-21

Scope: Operating Assistance for public transit (CART) in Derry-Salem region

Phase	Year	Federal	State	Other	Total	Funding
Other	2015	\$190,000	\$0	\$190,000	\$380,000	FTA 5307 Capital and Operating Program, Other
Other	2016	\$356,092	\$0	\$356,092	\$712,183	FTA 5307 Capital and Operating Program, Other
Other	2017	\$367,487	\$0	\$367,487	\$734,973	FTA 5307 Capital and Operating Program, Other
Other	2018	\$379,246	\$0	\$379,246	\$758,492	FTA 5307 Capital and Operating Program, Other
		\$1,292,824	\$0	\$1,292,824	\$2,585,648	

MPO: RPC, SNHPC

All Project Cost

\$9,310,083

2015 - 2018 STIP Report Project List

Amended
7/11/2016

CENTER HARBOR - NEW HAMPTON

Regionally Significant: No
Managed By: DOT
CAA Code: ATT

24579

Scope: Rehab of Red List Bridge carrying Waukewan Road over Snake River (Br No 080/040)

Phase	Year	Federal	State	Other	Total	Funding
PE	2016	\$165,000	\$0	\$0	\$165,000	STP-Off System Bridge, Toll Credit
PE	2017	\$56,760	\$0	\$0	\$56,760	STP-Off System Bridge, Toll Credit
		\$221,760	\$0	\$0	\$221,760	

MPO: LRPC

All Project Cost
\$2,000,107

CHESTERFIELD

Regionally Significant: No
Managed By: DOT
CAA Code: ATT

13597

Scope: SAFETY IMPROVEMENT IN AREA OF S-CURVES ADJACENT TO SPOFFORD LAKE

Phase	Year	Federal	State	Other	Total	Funding
ROW	2015	\$16,500	\$0	\$0	\$16,500	STP-State Flexible, Toll Credit
Construction	2015	\$35,200	\$0	\$0	\$35,200	STP-State Flexible, Toll Credit
		\$51,700	\$0	\$0	\$51,700	

MPO: SWRPC

All Project Cost
\$746,111

CLAREMONT

Regionally Significant: No
Managed By: Muni/Local
CAA Code: ATT

13248

Scope: NH 12 NORTH STREET INTERSECTION RELOCATION {MUPCA AND Demo ID NH039 & NH059}

Phase	Year	Federal	State	Other	Total	Funding
PE	2016	\$160,000	\$0	\$40,000	\$200,000	FHWA Earmarks, Towns
ROW	2016	\$232,000	\$0	\$58,000	\$290,000	FHWA Earmarks, Towns
Construction	2018	\$3,079,763	\$0	\$769,941	\$3,849,704	FHWA Earmarks, Towns
		\$3,471,763	\$0	\$867,941	\$4,339,704	

MPO: UVLSRPC

All Project Cost
\$4,717,999

2015 - 2018 STIP Report Project List

Amended
 7/11/2016

CLAREMONT

Regionally Significant: No
 Managed By: Muni/Local
 CAA Code: ATT

23677

Scope: Main Street improvements to the roadway corridor to fit within the FY10 Special Appropriation.

Phase	Year	Federal	State	Other	Total	Funding
PE	2015	\$1,000	\$0	\$0	\$1,000	FHWA Earmarks
ROW	2015	\$11,000	\$0	\$0	\$11,000	FHWA Earmarks
Construction	2016	\$394,025	\$0	\$0	\$394,025	FHWA Earmarks
		\$406,025	\$0	\$0	\$406,025	

MPO: UVLSRPC

All Project Cost
\$499,135

COAST/CMAQ Newington-Dover

Regionally Significant: No
 Managed By: DOT
 CAA Code: E-30

68069

Scope: Capital equipment purchases and operating support for COAST bus services

Phase	Year	Federal	State	Other	Total	Funding
PE	2015	\$712,674	\$178,169	\$0	\$890,843	FTA 5307 Capital and Operating Program, Turnpike Capital
Other	2016	\$0	\$923,124	\$0	\$923,124	Turnpike Capital
Other	2017	\$0	\$952,664	\$0	\$952,664	Turnpike Capital
		\$712,674	\$2,053,957	\$0	\$2,766,631	

MPO: RPC, SRPC

All Project Cost
\$6,964,470

2015 - 2018 STIP Report Project List

Amended
 7/11/2016

COAST-1

Regionally Significant: No
 Managed By: Other
 CAA Code: ATT

60000A

Scope: Operating Assistance.

Phase	Year	Federal	State	Other	Total	Funding
PE	2015	\$1,550,000	\$0	\$1,550,000	\$3,100,000	FTA 5307 Capital and Operating Program, Other
PE	2016	\$505,680	\$0	\$505,680	\$1,011,360	FTA 5307 Capital and Operating Program, Other
PE	2017	\$521,862	\$0	\$521,862	\$1,043,724	FTA 5307 Capital and Operating Program, Other
PE	2018	\$538,561	\$0	\$538,561	\$1,077,123	FTA 5307 Capital and Operating Program, Other
		\$3,116,103	\$0	\$3,116,103	\$6,232,206	

MPO: RPC, SRPC

All Project Cost
\$26,643,754

COAST-2

Regionally Significant: No
 Managed By: Other
 CAA Code: ATT

60000B

Scope: COAST PREVENTATIVE MAINTENANCE

Phase	Year	Federal	State	Other	Total	Funding
PE	2015	\$800,000	\$0	\$200,000	\$1,000,000	FTA 5307 Capital and Operating Program, Other
PE	2016	\$363,264	\$0	\$90,816	\$454,080	FTA 5307 Capital and Operating Program, Other
PE	2017	\$374,888	\$0	\$93,722	\$468,611	FTA 5307 Capital and Operating Program, Other
PE	2018	\$386,885	\$0	\$96,721	\$483,606	FTA 5307 Capital and Operating Program, Other
		\$1,925,037	\$0	\$481,259	\$2,406,297	

MPO: RPC, SRPC

All Project Cost
\$7,266,920

2015 - 2018 STIP Report Project List

Amended
 7/11/2016

COAST-3

Regionally Significant: No

60000C

Managed By: Other

CAA Code: E-25

Scope: SUPPORT EQUIPMENT.

Phase	Year	Federal	State	Other	Total	Funding
PE	2015	\$32,293	\$0	\$8,073	\$40,366	FTA 5307 Capital and Operating Program, Other
PE	2016	\$55,480	\$0	\$13,870	\$69,350	FTA 5307 Capital and Operating Program, Other
PE	2017	\$57,256	\$0	\$14,314	\$71,570	FTA 5307 Capital and Operating Program, Other
PE	2018	\$59,088	\$0	\$14,772	\$73,860	FTA 5307 Capital and Operating Program, Other
		\$204,117	\$0	\$51,029	\$255,146	

MPO: RPC, SRPC

All Project Cost

\$971,779

COAST-4

Regionally Significant: No

60000D

Managed By: Other

CAA Code: E-24

Scope: BUS STATION EQUIPMENT

Phase	Year	Federal	State	Other	Total	Funding
PE	2015	\$28,160	\$0	\$7,040	\$35,200	FTA 5307 Capital and Operating Program, Other
PE	2016	\$29,061	\$0	\$7,265	\$36,326	FTA 5307 Capital and Operating Program, Other
PE	2017	\$29,991	\$0	\$7,498	\$37,489	FTA 5307 Capital and Operating Program, Other
PE	2018	\$30,951	\$0	\$7,738	\$38,688	FTA 5307 Capital and Operating Program, Other
		\$118,163	\$0	\$29,541	\$147,704	

MPO: RPC, SRPC

All Project Cost

\$661,666

2015 - 2018 STIP Report Project List

Amended
 7/11/2016

COAST-5

Regionally Significant: No
 Managed By: Other
 CAA Code: E-34

60000E

Scope: GENERAL & COMPREHENSIVE PLANNING

Phase	Year	Federal	State	Other	Total	Funding
PE	2015	\$80,000	\$0	\$20,000	\$100,000	FTA 5307 Capital and Operating Program, Other
PE	2016	\$66,048	\$0	\$16,512	\$82,560	FTA 5307 Capital and Operating Program, Other
PE	2017	\$68,162	\$0	\$17,040	\$85,202	FTA 5307 Capital and Operating Program, Other
PE	2018	\$70,343	\$0	\$17,586	\$87,928	FTA 5307 Capital and Operating Program, Other
		\$284,552	\$0	\$71,138	\$355,690	

MPO: RPC, SRPC

All Project Cost
\$1,222,349

COAST-6

Regionally Significant: No
 Managed By: Other
 CAA Code: E-21

60000F

Scope: ADA OPERATIONS.

Phase	Year	Federal	State	Other	Total	Funding
PE	2015	\$266,395	\$0	\$66,599	\$332,994	FTA 5307 Capital and Operating Program, Other
PE	2016	\$160,992	\$0	\$40,248	\$201,240	FTA 5307 Capital and Operating Program, Other
PE	2017	\$166,144	\$0	\$41,536	\$207,680	FTA 5307 Capital and Operating Program, Other
PE	2018	\$171,460	\$0	\$42,865	\$214,325	FTA 5307 Capital and Operating Program, Other
		\$764,991	\$0	\$191,248	\$956,239	

MPO: RPC, SRPC

All Project Cost
\$3,041,095

2015 - 2018 STIP Report Project List

Amended
 7/11/2016

COAST-7

Regionally Significant: No
 Managed By: Other
 CAA Code: ATT

60000G

Scope: CAPITAL PROGRAM

Phase	Year	Federal	State	Other	Total	Funding
PE	2015	\$392,388	\$0	\$98,097	\$490,485	FTA 5307 Capital and Operating Program, Other
PE	2016	\$247,680	\$0	\$61,920	\$309,600	FTA 5307 Capital and Operating Program, Other
PE	2017	\$153,363	\$0	\$38,341	\$191,704	FTA 5307 Capital and Operating Program, Other
		\$793,431	\$0	\$198,358	\$991,789	

MPO: RPC, SRPC

All Project Cost
\$1,149,039

COLUMBIA

Regionally Significant: No
 Managed By: DOT
 CAA Code: ATT

16302

Scope: US 3 OVER CONE BROOK - 059/089 - REHABILITATE / REPLACE BRIDGE

Phase	Year	Federal	State	Other	Total	Funding
ROW	2017	\$46,861	\$11,715	\$0	\$58,576	NH Highway Fund, STP-State Flexible
		\$46,861	\$11,715	\$0	\$58,576	

MPO: NCC

All Project Cost
\$1,431,050

2015 - 2018 STIP Report Project List

Amended
 7/11/2016

COMMUTER/INTERCITY BUS REPLACEMENT

Regionally Significant: No
 Managed By: DOT
 CAA Code: E-30

40284

Scope: Replacement of existing state-owned coaches used for commuter and intercity bus.

Phase	Year	Federal	State	Other	Total	Funding
Other	2016	\$3,000,000	\$0	\$0	\$3,000,000	FTA 5307 Capital and Operating Program
Other	2017	\$2,476,800	\$0	\$0	\$2,476,800	Congestion Mitigation and Air Quality Program, Toll Credit
Other	2018	\$2,556,058	\$0	\$0	\$2,556,058	Congestion Mitigation and Air Quality Program, Toll Credit
		\$8,032,858	\$0	\$0	\$8,032,858	

MPO: Undetermined

All Project Cost
\$18,733,334

CONCORD

Regionally Significant: No
 Managed By: Muni/Local
 CAA Code: ATT

12004

Scope: REPLACE BRIDGE OVER MERRIMACK RIVER - 070/117

Phase	Year	Federal	State	Other	Total	Funding
PE	2015	\$160,000	\$0	\$40,000	\$200,000	STP-5 to 200K, Towns
ROW	2015	\$24,000	\$0	\$6,000	\$30,000	Bridge On System, Towns
Construction	2015	\$5,428,568	\$0	\$2,150,451	\$7,579,019	FHWA Earmarks, Redistribution, STP-5 to 200K, STP-Areas Less Than 200K, STP-State Flexible, Towns
Construction	2016	\$2,203,022	\$0	\$550,755	\$2,753,777	STP-5 to 200K, Towns
		\$7,815,590	\$0	\$2,747,207	\$10,562,796	

MPO: CNHRPC

All Project Cost
\$11,905,956

2015 - 2018 STIP Report Project List

Amended
 7/11/2016

Concord

Regionally Significant: Yes
 Managed By: DOT
 CAA Code: ATT

13742D

Scope: Removal of State owned buildings at Stickney Avenue

Phase	Year	Federal	State	Other	Total	Funding
PE	2016	\$113,520	\$0	\$0	\$113,520	STP-5 to 200K, Toll Credit
PE	2017	\$52,719	\$0	\$0	\$52,719	STP-5 to 200K, Toll Credit
ROW	2017	\$480,326	\$0	\$0	\$480,326	STP-5 to 200K, Toll Credit
		\$646,565	\$0	\$0	\$646,565	

MPO: CNHRPC

All Project Cost
\$646,565

Concord

Regionally Significant: No
 Managed By: Muni/Local
 CAA Code: ATT

23717

Scope: Conversion to 3 Lanes & Bike/Ped enhancement between intersection of Centre St/Loudon Rd&Concord St

Phase	Year	Federal	State	Other	Total	Funding
PE	2015	\$342,280	\$0	\$513,420	\$855,700	Tiger Grants, Towns
Construction	2015	\$4,299,873	\$0	\$6,449,809	\$10,749,682	Tiger Grants, Towns
		\$4,642,153	\$0	\$6,963,229	\$11,605,382	

MPO: CNHRPC

All Project Cost
\$11,605,382

2015 - 2018 STIP Report Project List

Amended
 7/11/2016

CONCORD

Regionally Significant: No
 Managed By: DOT
 CAA Code: ATT

28977

Scope: Parking Expansion at Concord Intermodal Facility to increase capacity.

Phase	Year	Federal	State	Other	Total	Funding
PE	2015	\$110,000	\$0	\$0	\$110,000	Congestion Mitigation and Air Quality Program, Toll Credit
Construction	2015	\$882,150	\$0	\$0	\$882,150	Congestion Mitigation and Air Quality Program, Toll Credit
		\$992,150	\$0	\$0	\$992,150	

MPO: CNHRPC

All Project Cost
\$1,103,250

CONWAY

Regionally Significant: Yes
 Managed By: DOT
 CAA Code: ATT

11339Z

Scope: Continuation of Conway Bypass project 11339B, Congestion relief on US Route 302/NH Route 16

Phase	Year	Federal	State	Other	Total	Funding
PE	2017	\$113,520	\$0	\$0	\$113,520	STP-State Flexible, Toll Credit
ROW	2017	\$113,520	\$0	\$0	\$113,520	STP-State Flexible, Toll Credit
		\$227,040	\$0	\$0	\$227,040	

MPO: NCC

All Project Cost
\$667,040

CONWAY

Regionally Significant: No
 Managed By: DOT
 CAA Code: ATT

14958

Scope: BRIDGE REHABILITATION OVER SACO RIVER - 170/071

Phase	Year	Federal	State	Other	Total	Funding
Construction	2016	\$3,553,176	\$0	\$0	\$3,553,176	STP-State Flexible, Toll Credit
		\$3,553,176	\$0	\$0	\$3,553,176	

MPO: NCC

All Project Cost
\$3,630,176

2015 - 2018 STIP Report Project List

Amended
 7/11/2016

CONWAY

Regionally Significant: No
 Managed By: DOT
 CAA Code: ATT

15864

Scope: REPLACE BRIDGE OVER CONWAY LAKE OUTLET

Phase	Year	Federal	State	Other	Total	Funding
PE	2015	\$11,000	\$0	\$0	\$11,000	Bridge On/Off System, Toll Credit
ROW	2015	\$33,000	\$0	\$0	\$33,000	Bridge On/Off System, Toll Credit
Construction	2018	\$0	\$2,982,067	\$0	\$2,982,067	SB367-4-Cents
		\$44,000	\$2,982,067	\$0	\$3,026,067	

MPO: NCC

All Project Cost
\$3,363,525

CONWAY

Regionally Significant: No
 Managed By: DOT
 CAA Code: ATT

25103

Scope: Saco River Covered Bridge Scour Protection effort

Phase	Year	Federal	State	Other	Total	Funding
PE	2016	\$33,000	\$0	\$0	\$33,000	STP-Off System Bridge, Toll Credit
Construction	2017	\$908,160	\$0	\$0	\$908,160	Bridge Off System, Bridge Special, Toll Credit
		\$941,160	\$0	\$0	\$941,160	

MPO: NCC

All Project Cost
\$1,019,810

2015 - 2018 STIP Report Project List

Amended
 7/11/2016

CORNISH, NH - WINDSOR, VT

Regionally Significant: No
 Managed By: DOT
 CAA Code: ATT

25067

Scope: Cornish Windsor Covered Bridge Scour Mitigation

Phase	Year	Federal	State	Other	Total	Funding
PE	2016	\$22,000	\$0	\$10,000	\$32,000	STP-Non Urban Areas Under 5K, Toll Credit, Vermont
Construction	2017	\$2,500,846	\$0	\$306,504	\$2,807,350	Non Participating, STP-Non Urban Areas Under 5K, Toll Credit
		\$2,522,846	\$0	\$316,504	\$2,839,350	

MPO: UVLSRPC

All Project Cost
\$2,924,732

Danbury

Regionally Significant: No
 Managed By: DOT
 CAA Code: ATT

40395

Scope: US 4 over Smith River bridge rehabilitation or replacement

Phase	Year	Federal	State	Other	Total	Funding
PE	2018	\$96,721	\$24,180	\$0	\$120,902	Bridge On/Off System, NH Highway Fund
ROW	2018	\$4,836	\$1,209	\$0	\$6,045	Bridge On/Off System, NH Highway Fund
		\$101,557	\$25,389	\$0	\$126,947	

MPO: CNHRPC

All Project Cost
\$4,975,141

2015 - 2018 STIP Report Project List

Amended
 7/11/2016

Deerfield

Regionally Significant: No
 Managed By: DOT
 CAA Code: ATT

24477

Scope: NH 107 over Freese's Pond - Replace Bridge Number 137/116.

Phase	Year	Federal	State	Other	Total	Funding
PE	2015	\$275,000	\$0	\$0	\$275,000	STP-State Flexible, Toll Credit
ROW	2015	\$44,000	\$0	\$0	\$44,000	STP-State Flexible, Toll Credit
		\$319,000	\$0	\$0	\$319,000	

MPO: SNHPC

All Project Cost
\$1,855,241

DERRY / LONDONDERRY

Regionally Significant: No
 Managed By: Muni/Local
 CAA Code: ATT

13065

Scope: I-93 EXIT 4A - Final Design, ROW & Construction of NEW INTERCHANGE and connecting roadway

Phase	Year	Federal	State	Other	Total	Funding
PE	2016	\$516,000	\$0	\$0	\$516,000	STP-5 to 200K, Toll Credit
PE	2017	\$532,512	\$0	\$0	\$532,512	STP-5 to 200K, Toll Credit
		\$1,048,512	\$0	\$0	\$1,048,512	

MPO: SNHPC

All Project Cost
\$67,078,974

DOVER

Regionally Significant: No
 Managed By: Muni/Local
 CAA Code: ATT

15402

Scope: Whittier Street Bridge REPLACEMENT over Cocheco River

Phase	Year	Federal	State	Other	Total	Funding
PE	2015	\$0	\$240,000	\$60,000	\$300,000	State Aid Bridge, Towns
PE	2016	\$0	\$20,640	\$5,160	\$25,800	State Aid Bridge, Towns
ROW	2015	\$0	\$40,000	\$10,000	\$50,000	State Aid Bridge, Towns
Construction	2016	\$2,848,320	\$0	\$712,080	\$3,560,400	Bridge On/Off System, Towns
		\$2,848,320	\$300,640	\$787,240	\$3,936,200	

MPO: SRPC

All Project Cost
\$3,936,200

2015 - 2018 STIP Report Project List

Amended
 7/11/2016

DOVER-SOMERSWORTH-ROCHESTER

Regionally Significant: No
 Managed By: DOT
 CAA Code: ATT

29604

Scope: NH Rte 108 - Complete Streets (U-3 alternative) improvements

Phase	Year	Federal	State	Other	Total	Funding
PE	2016	\$55,000	\$0	\$0	\$55,000	STP-State Flexible, Toll Credit
PE	2017	\$454,080	\$0	\$0	\$454,080	STP-State Flexible, Toll Credit
ROW	2018	\$234,305	\$0	\$0	\$234,305	STP-State Flexible, Toll Credit
		\$743,385	\$0	\$0	\$743,385	

MPO: SRPC

All Project Cost
\$12,414,758

DUBLIN

Regionally Significant: No
 Managed By: Muni/Local
 CAA Code: ATT

16047

Scope: Pedestrian / bicycle improvements to downtown/oval area [09-12TE]

Phase	Year	Federal	State	Other	Total	Funding
ROW	2015	\$4,140	\$0	\$1,035	\$5,175	STP-Enhancement, Towns
Construction	2015	\$539,040	\$0	\$134,760	\$673,800	STP-Enhancement, Towns
		\$543,180	\$0	\$135,795	\$678,975	

MPO: SWRPC

All Project Cost
\$785,806

2015 - 2018 STIP Report Project List

Amended
 7/11/2016

DUMMER - CAMBRIDGE - ERROL

Regionally Significant: No
 Managed By: DOT
 CAA Code: ATT

16304

Scope: Widening and rehabilitation where needed from Errol extending south 10 miles

Phase	Year	Federal	State	Other	Total	Funding
PE	2016	\$220,000	\$0	\$0	\$220,000	STP-Non Urban Areas Under 5K, Toll Credit
ROW	2017	\$45,408	\$0	\$0	\$45,408	STP-Non Urban Areas Under 5K, Toll Credit
Construction	2018	\$3,163,121	\$0	\$0	\$3,163,121	STP-Non Urban Areas Under 5K, Toll Credit
		\$3,428,529	\$0	\$0	\$3,428,529	

MPO: NCC

All Project Cost
\$3,769,529

Dummer

Regionally Significant: No
 Managed By: DOT
 CAA Code: ATT

16304A

Scope: Widen and Rehabilitate from a point 0.3 miles north of NH Route 110A/Muzzey Hill Road north 1.3 miles

Phase	Year	Federal	State	Other	Total	Funding
Construction	2017	\$2,343,053	\$0	\$0	\$2,343,053	STP-State Flexible, Toll Credit
		\$2,343,053	\$0	\$0	\$2,343,053	

MPO: NCC

All Project Cost
\$2,343,053

DURHAM - NEWMARKET

Regionally Significant: No
 Managed By: DOT
 CAA Code: ATT

13080

Scope: PE & ROW for project

Phase	Year	Federal	State	Other	Total	Funding
PE	2015	\$275,000	\$0	\$0	\$275,000	STP-5 to 200K, Toll Credit
		\$275,000	\$0	\$0	\$275,000	

MPO: SRPC

All Project Cost
\$3,534,763

2015 - 2018 STIP Report Project List

Amended
 7/11/2016

DURHAM - NEWMARKET

Regionally Significant: No
 Managed By: DOT
 CAA Code: ATT

13080B

Scope: Reconstruct Roadway and construct bike shoulders on NH Route 108

Phase	Year	Federal	State	Other	Total	Funding
Construction	2016	\$6,600,000	\$0	\$0	\$6,600,000	STP-Areas Over 200K, Toll Credit
		\$6,600,000	\$0	\$0	\$6,600,000	

MPO: SRPC

All Project Cost
\$6,600,000

DURHAM - ROCHESTER

Regionally Significant: No
 Managed By: Muni/Local
 CAA Code: ATT

20256

Scope: Implement new public transit services between Rochester and Durham (UNH) along the NH 125 corridor.

Phase	Year	Federal	State	Other	Total	Funding
Other	2015	\$210,588	\$0	\$52,647	\$263,235	FTA 5307 Capital and Operating Program, Other
		\$210,588	\$0	\$52,647	\$263,235	

MPO: SRPC

All Project Cost
\$1,234,704

2015 - 2018 STIP Report Project List

Amended
 7/11/2016

Durham

Regionally Significant: No
 Managed By: DOT
 CAA Code: ATT

16236

Scope: Bridge Replacement, for Bridge carrying US 4 over Bunker Creek (Br No 145/116)

Phase	Year	Federal	State	Other	Total	Funding
PE	2015	\$55,000	\$0	\$0	\$55,000	National Highway System, Toll Credit
PE	2016	\$165,000	\$0	\$0	\$165,000	National Highway System, Toll Credit
PE	2017	\$170,280	\$0	\$0	\$170,280	National Highway System, Toll Credit
ROW	2017	\$113,520	\$0	\$0	\$113,520	National Highway System, Toll Credit
ROW	2018	\$234,305	\$0	\$0	\$234,305	National Highway System, Toll Credit
		\$738,105	\$0	\$0	\$738,105	

MPO: SRPC

All Project Cost
\$6,190,166

DURHAM

Regionally Significant: No
 Managed By: DOT
 CAA Code: ATT

16254

Scope: INTERSECTION IMPROVEMENTS AT THE US 4 RAMP INTERSECTION WITH NH 108. (project scope is unknown)

Phase	Year	Federal	State	Other	Total	Funding
PE	2017	\$117,153	\$0	\$0	\$117,153	STP-Areas Less Than 200K, Toll Credit
PE	2018	\$24,180	\$6,045	\$0	\$30,225	NH Highway Fund, STP-Areas Less Than 200K
ROW	2017	\$11,715	\$0	\$0	\$11,715	STP-Areas Less Than 200K, Toll Credit
ROW	2018	\$14,508	\$3,627	\$0	\$18,135	NH Highway Fund, STP-Areas Less Than 200K
		\$167,556	\$9,672	\$0	\$177,229	

MPO: SRPC

All Project Cost
\$973,429

2015 - 2018 STIP Report Project List

Amended
 7/11/2016

EAST KINGSTON

Regionally Significant: No
 Managed By: DOT
 CAA Code: ATT

26942

Scope: NH 107A over B&M Railroad & Road, Deck Replacement and Rehabilitation, Br No 061/064

Phase	Year	Federal	State	Other	Total	Funding
PE	2016	\$165,000	\$0	\$0	\$165,000	Bridge Off System, Toll Credit
Construction	2018	\$1,171,526	\$0	\$0	\$1,171,526	STP-Off System Bridge, Toll Credit
		\$1,336,526	\$0	\$0	\$1,336,526	

MPO: RPC

All Project Cost
\$1,562,026

ENFIELD

Regionally Significant: No
 Managed By: DOT
 CAA Code: ATT

12967B

Scope: Improvements to rail trail crossing (12967 breakout)

Phase	Year	Federal	State	Other	Total	Funding
PE	2015	\$55,000	\$0	\$0	\$55,000	STP-Non Urban Areas Under 5K, Toll Credit
PE	2016	\$55,000	\$0	\$0	\$55,000	STP-Non Urban Areas Under 5K, Toll Credit
ROW	2015	\$27,500	\$0	\$0	\$27,500	STP-Non Urban Areas Under 5K, Toll Credit
Construction	2017	\$737,880	\$0	\$0	\$737,880	STP-Non Urban Areas Under 5K, Toll Credit
		\$875,380	\$0	\$0	\$875,380	

MPO: UVLSRPC

All Project Cost
\$1,065,380

2015 - 2018 STIP Report Project List

Amended
 7/11/2016

Enfield

Regionally Significant: No

40526

Managed By: DOT

CAA Code: ATT

Scope: Add shoulders, improve alignment, and remove clear zone obstructions

Phase	Year	Federal	State	Other	Total	Funding
PE	2018	\$241,803	\$60,451	\$0	\$302,254	NH Highway Fund, STP-State Flexible
ROW	2018	\$24,180	\$6,045	\$0	\$30,225	NH Highway Fund, STP-State Flexible
		\$265,983	\$66,496	\$0	\$332,479	

MPO: UVLSRPC

All Project Cost

\$8,297,072

EPPING

Regionally Significant: No

29608

Managed By: DOT

CAA Code: ATT

Scope: NH Rte 125 Improvements from NH 27 to NH 87 - 1.7 miles

Phase	Year	Federal	State	Other	Total	Funding
PE	2016	\$165,000	\$0	\$0	\$165,000	National Highway System, Toll Credit
PE	2017	\$397,320	\$0	\$0	\$397,320	National Highway System, Toll Credit
ROW	2018	\$87,864	\$0	\$0	\$87,864	National Highway System, Toll Credit
		\$650,184	\$0	\$0	\$650,184	

MPO: RPC

All Project Cost

\$11,631,869

2015 - 2018 STIP Report Project List

Amended
 7/11/2016

Farmington

Regionally Significant: No

16146

Managed By: DOT

CAA Code: ATT

Scope: Replace Bridge carrying NH 153 over Cocheco River (Br No 096/140, Red List)

Phase	Year	Federal	State	Other	Total	Funding
PE	2016	\$170,500	\$0	\$0	\$170,500	STP-5 to 200K, STP-State Flexible, Toll Credit
ROW	2016	\$220,000	\$0	\$0	\$220,000	STP-5 to 200K, Toll Credit
Construction	2016	\$3,300,000	\$0	\$0	\$3,300,000	Bridge On/Off System, Toll Credit
		\$3,690,500	\$0	\$0	\$3,690,500	

MPO: SRPC

All Project Cost

\$4,357,100

FLAP

Regionally Significant: No

FLAP

Managed By: DOT

CAA Code: ALL

Scope: Improving transportation facilities that access Federal Lands within NH {FLAP}

Phase	Year	Federal	State	Other	Total	Funding
PE	2015	\$60,000	\$0	\$0	\$60,000	Forest Highways
PE	2016	\$50,000	\$0	\$0	\$50,000	Forest Highways
PE	2017	\$50,000	\$0	\$0	\$50,000	Forest Highways
PE	2018	\$50,000	\$0	\$0	\$50,000	Forest Highways
ROW	2015	\$2,000	\$0	\$0	\$2,000	Forest Highways
ROW	2016	\$25,000	\$0	\$0	\$25,000	Forest Highways
ROW	2017	\$25,000	\$0	\$0	\$25,000	Forest Highways
ROW	2018	\$25,000	\$0	\$0	\$25,000	Forest Highways
Construction	2015	\$700,000	\$0	\$0	\$700,000	Forest Highways
Construction	2016	\$550,000	\$0	\$0	\$550,000	Forest Highways
Construction	2017	\$250,000	\$0	\$0	\$250,000	Forest Highways
Construction	2018	\$225,000	\$0	\$0	\$225,000	Forest Highways
		\$2,012,000	\$0	\$0	\$2,012,000	

MPO: Undetermined

All Project Cost

\$4,462,000

2015 - 2018 STIP Report Project List

Amended
 7/11/2016

FRANCONIA

Regionally Significant: No
 Managed By: DOT
 CAA Code: ATT

24497

Scope: NH 18, superstructure replacement for bridge carrying NH 18 over Lafayette Brook (Br No 089/099)

Phase	Year	Federal	State	Other	Total	Funding
PE	2017	\$227,040	\$0	\$0	\$227,040	Bridge Off System, Toll Credit
		\$227,040	\$0	\$0	\$227,040	

MPO: NCC

All Project Cost
\$3,930,433

FRANKLIN

Regionally Significant: No
 Managed By: DOT
 CAA Code: ATT

13928A

Scope: Upgrade at intersection of Industrial Park Drive and US Route 3 in Franklin, pavement rehabilitation

Phase	Year	Federal	State	Other	Total	Funding
PE	2015	\$82,500	\$0	\$0	\$82,500	FHWA Earmarks, Toll Credit
Construction	2015	\$4,740,802	\$0	\$265,795	\$5,006,597	FHWA Earmarks, STP-5 to 200K, STP-State Flexible, Toll Credit, Towns
		\$4,823,302	\$0	\$265,795	\$5,089,097	

MPO: LRPC

All Project Cost
\$6,080,572

2015 - 2018 STIP Report Project List

Amended
 7/11/2016

FTA 5307 Boston UZA

Regionally Significant: No
 Managed By: DOT
 CAA Code: ATT

FTA5307

Scope: FTA SECTION 5307 apportioned funds for Boston UZA for NHDOT projects.

Phase	Year	Federal	State	Other	Total	Funding
PE	2015	\$2,815,664	\$0	\$703,916	\$3,519,581	FTA 5307 Capital and Operating Program, Other
PE	2016	\$2,905,766	\$0	\$726,441	\$3,632,207	FTA 5307 Capital and Operating Program, Other
PE	2017	\$2,998,750	\$0	\$749,688	\$3,748,438	FTA 5307 Capital and Operating Program, Other
PE	2018	\$3,094,710	\$0	\$773,678	\$3,868,388	FTA 5307 Capital and Operating Program, Other
		\$11,814,890	\$0	\$2,953,723	\$14,768,613	

MPO: RPC, SNHPC

All Project Cost
\$50,521,335

FTA 5310 - TRANSPORTATION FOR SENIORS & INDIVIDUALS WITH I

Regionally Significant: No
 Managed By: DOT
 CAA Code: ATT

FTA5310

Scope: FTA 5310 Program - Capital, Mobility Mgmt, and Operating for Seniors & Individuals w/ Disabilities

Phase	Year	Federal	State	Other	Total	Funding
PE	2015	\$2,052,299	\$0	\$513,075	\$2,565,374	FTA 5310 Capital Program, Other
PE	2016	\$2,117,973	\$0	\$529,493	\$2,647,466	FTA 5310 Capital Program, Other, STP-State Flexible
PE	2017	\$2,185,748	\$0	\$546,437	\$2,732,185	FTA 5310 Capital Program, Other, STP-State Flexible
PE	2018	\$2,255,692	\$0	\$563,923	\$2,819,615	FTA 5310 Capital Program, Other, STP-State Flexible
		\$8,611,712	\$0	\$2,152,928	\$10,764,640	

MPO: Undetermined

All Project Cost
\$42,149,456

2015 - 2018 STIP Report Project List

Amended
 7/11/2016

FTA 5339 CAPITAL BUS/FACILITIES

Regionally Significant: No
 Managed By: DOT
 CAA Code: ATT

FTA5339

Scope: FTA 5339 Program (Capital bus and bus facilities) for statewide public transportation

Phase	Year	Federal	State	Other	Total	Funding
PE	2015	\$2,045,178	\$0	\$511,295	\$2,556,473	FTA 5339 Bus and Bus Facilities, Other
PE	2016	\$2,110,624	\$0	\$527,656	\$2,638,280	FTA 5339 Bus and Bus Facilities, Other
PE	2017	\$2,178,164	\$0	\$544,541	\$2,722,705	FTA 5339 Bus and Bus Facilities, Other
PE	2018	\$2,247,866	\$0	\$561,966	\$2,809,832	FTA 5339 Bus and Bus Facilities, Other
		\$8,581,832	\$0	\$2,145,458	\$10,727,290	

MPO: Undetermined

All Project Cost
\$41,573,743

FTA5309 Capital bus/facilities

Regionally Significant: No
 Managed By: DOT
 CAA Code: ATT

FTA5309

Scope: FTA 5309 Program (Capital bus and bus facilities)

Phase	Year	Federal	State	Other	Total	Funding
Other	2015	\$1,600,000	\$0	\$400,000	\$2,000,000	FTA 5309 Capital Funding Program - Discretionary, Other
Other	2016	\$800,000	\$0	\$200,000	\$1,000,000	FTA 5309 Capital Funding Program - Discretionary, Other
Other	2017	\$800,000	\$0	\$200,000	\$1,000,000	FTA 5309 Capital Funding Program - Discretionary, Other
		\$3,200,000	\$0	\$800,000	\$4,000,000	

MPO: Undetermined

All Project Cost
\$5,566,667

2015 - 2018 STIP Report Project List

Amended
 7/11/2016

GILFORD

Regionally Significant: No
 Managed By: DOT
 CAA Code: ATT

15903

Scope: BRIDGE REHABILITATION / DECK REPLACEMENT OVER NH 11A - 160/053 {Red List}

Phase	Year	Federal	State	Other	Total	Funding
PE	2015	\$11,000	\$0	\$0	\$11,000	Bridge On/Off System, Toll Credit
Construction	2015	\$53,366	\$0	\$0	\$53,366	STP-State Flexible, Toll Credit
		\$64,366	\$0	\$0	\$64,366	

MPO: LRPC

All Project Cost
\$2,112,900

GOFFSTOWN

Regionally Significant: No
 Managed By: Muni/Local
 CAA Code: ATT

16029

Scope: 4 PROJECT IMPROVEMENT SITES [09-17TE]

Phase	Year	Federal	State	Other	Total	Funding
PE	2015	\$800	\$0	\$200	\$1,000	STP-Enhancement, Towns
Construction	2015	\$381,182	\$0	\$95,296	\$476,478	STP-Enhancement, Towns
		\$381,982	\$0	\$95,496	\$477,478	

MPO: SNHPC

All Project Cost
\$594,838

2015 - 2018 STIP Report Project List

Amended
 7/11/2016

Goffstown

Regionally Significant: No
 Managed By: Muni/Local
 CAA Code: ATT

20246

Scope: Improve 2 intersections along the NH114 and NH13 corridor in the Town of Goffstown

Phase	Year	Federal	State	Other	Total	Funding
PE	2016	\$568	\$0	\$464	\$1,032	Congestion Mitigation and Air Quality Program, Towns
ROW	2015	\$2,750	\$0	\$2,250	\$5,000	Congestion Mitigation and Air Quality Program, Towns
Construction	2016	\$414,496	\$0	\$339,133	\$753,628	Congestion Mitigation and Air Quality Program, Towns
		\$417,813	\$0	\$341,847	\$759,660	

MPO: SNHPC

All Project Cost
\$928,492

Hampton - Portsmouth

Regionally Significant: No
 Managed By: DOT
 CAA Code: ATT

26485

Scope: Purchase rail corridor from Hampton to Portsmouth approximately 9.7 miles and improve trail surface.

Phase	Year	Federal	State	Other	Total	Funding
PE	2015	\$108,945	\$0	\$0	\$108,945	Congestion Mitigation and Air Quality Program, Toll Credit
ROW	2015	\$3,283,250	\$0	\$0	\$3,283,250	Congestion Mitigation and Air Quality Program, Toll Credit
Construction	2017	\$1,054,374	\$0	\$0	\$1,054,374	Congestion Mitigation and Air Quality Program, Toll Credit
		\$4,446,568	\$0	\$0	\$4,446,568	

MPO: RPC

All Project Cost
\$4,464,374

2015 - 2018 STIP Report Project List

Amended
7/11/2016

Hampton

Regionally Significant: No
Managed By: DOT
CAA Code: ATT

29609

Scope: Engineering study / design for Ocean Blvd improvements

Phase	Year	Federal	State	Other	Total	Funding
PE	2018	\$302,254	\$0	\$0	\$302,254	STP-State Flexible, Toll Credit
		\$302,254	\$0	\$0	\$302,254	

MPO: RPC

All Project Cost
\$302,254

Hampton Falls

Regionally Significant: No
Managed By: DOT
CAA Code: ATT

29610

Scope: Intersection improvements to enhance traffic operations and safety

Phase	Year	Federal	State	Other	Total	Funding
PE	2018	\$241,803	\$60,451	\$0	\$302,254	NH Highway Fund, STP-State Flexible
		\$241,803	\$60,451	\$0	\$302,254	

MPO: RPC

All Project Cost
\$302,254

Hampton Master Plan

Regionally Significant: No
Managed By: Muni/Local
CAA Code: ATT

23821

Scope: Update to transportation element of the Hampton Beach Area Master plan.

Phase	Year	Federal	State	Other	Total	Funding
Planning	2015	\$220,000	\$0	\$55,000	\$275,000	Other, Transportation and Community and System Preservation
		\$220,000	\$0	\$55,000	\$275,000	

MPO: RPC

All Project Cost
\$375,000

2015 - 2018 STIP Report Project List

Amended
 7/11/2016

HAZMAT

Regionally Significant: No

HAZMAT

Managed By: DOT

CAA Code: ALL

Scope: Programmatic project for post construction haz mat obligations

Phase	Year	Federal	State	Other	Total	Funding
Other	2015	\$30,800	\$0	\$0	\$30,800	STP-State Flexible, Toll Credit
Other	2016	\$27,000	\$0	\$0	\$27,000	STP-State Flexible, Toll Credit
Other	2017	\$27,000	\$0	\$0	\$27,000	STP-State Flexible, Toll Credit
Other	2018	\$27,000	\$0	\$0	\$27,000	STP-State Flexible, Toll Credit
		\$111,800	\$0	\$0	\$111,800	

MPO: Undetermined

All Project Cost

\$381,800

High Investment Bridge Maint & Pres

Regionally Significant: No

BRDG-HIB-M&P

Managed By: DOT

CAA Code: ALL

Scope: ---

Phase	Year	Federal	State	Other	Total	Funding
PE	2017	\$100,000	\$0	\$0	\$100,000	STP-State Flexible, Toll Credit
PE	2018	\$100,000	\$0	\$0	\$100,000	STP-State Flexible, Toll Credit
ROW	2017	\$20,000	\$0	\$0	\$20,000	STP-State Flexible, Toll Credit
ROW	2018	\$20,000	\$0	\$0	\$20,000	STP-State Flexible, Toll Credit
Construction	2017	\$2,800,000	\$0	\$0	\$2,800,000	STP-State Flexible, Toll Credit
Construction	2018	\$2,800,000	\$0	\$0	\$2,800,000	STP-State Flexible, Toll Credit
		\$5,840,000	\$0	\$0	\$5,840,000	

MPO: Undetermined

All Project Cost

\$29,200,000

2015 - 2018 STIP Report Project List

Amended
 7/11/2016

HINSDALE NH - BRATTEBORO VT

Regionally Significant: No
 Managed By: DOT
 CAA Code: ATT

12210C

Scope: Reconstruction of the bridges over the Connecticut River

Phase	Year	Federal	State	Other	Total	Funding
PE	2016	\$346,500	\$0	\$0	\$346,500	Bridge On System, Bridge On/Off System, Equity Bonus, Minimum Guarantee, STP-Non Urban Areas Under 5K, Toll Credit
PE	2017	\$624,360	\$0	\$0	\$624,360	Bridge On/Off System, STP-Non Urban Areas Under 5K, Toll Credit
PE	2018	\$265,936	\$0	\$0	\$265,936	STP-Non Urban Areas Under 5K, Toll Credit
ROW	2016	\$55,000	\$0	\$0	\$55,000	STP-Non Urban Areas Under 5K, Toll Credit
ROW	2017	\$249,744	\$0	\$0	\$249,744	STP-Non Urban Areas Under 5K, Toll Credit
		\$1,541,541	\$0	\$0	\$1,541,541	

MPO: SWRPC

All Project Cost
\$53,188,003

HOOKSETT

Regionally Significant: No
 Managed By: Muni/Local
 CAA Code: ATT

20259

Scope: Construct sidewalk along College Park Drive Between Main St. and US Route 3

Phase	Year	Federal	State	Other	Total	Funding
PE	2016	\$9,534	\$0	\$2,383	\$11,917	Congestion Mitigation and Air Quality Program, Towns
ROW	2016	\$6,400	\$0	\$1,600	\$8,000	Congestion Mitigation and Air Quality Program, Towns
Construction	2016	\$301,006	\$0	\$75,251	\$376,257	Congestion Mitigation and Air Quality Program, Towns
		\$316,939	\$0	\$79,235	\$396,174	

MPO: SNHPC

All Project Cost
\$446,174

2015 - 2018 STIP Report Project List

Amended
 7/11/2016

Hooksett

Regionally Significant: No
 Managed By: DOT
 CAA Code: ATT

29611

Scope: Reconstruction and widening from NH 27 / Whitehall Rd / Martin's Ferry Rd to W Alice Ave / Alice Ave

Phase	Year	Federal	State	Other	Total	Funding
PE	2018	\$585,763	\$0	\$0	\$585,763	National Highway System, Toll Credit
		\$585,763	\$0	\$0	\$585,763	

MPO: SNHPC

All Project Cost
\$17,648,990

HUDSON

Regionally Significant: No
 Managed By: Muni/Local
 CAA Code: ATT

14408

Scope: HUDSON CENTER TRAIN STOP DEPOT - RELOCATION AND RESTORATION OF FORMER HUDSON CENTER TRAIN DEPOT

Phase	Year	Federal	State	Other	Total	Funding
Construction	2015	\$231,840	\$0	\$77,280	\$309,120	STP-Enhancement, Towns
		\$231,840	\$0	\$77,280	\$309,120	

MPO: NRPC

All Project Cost
\$389,251

Hudson

Regionally Significant: No
 Managed By: Muni/Local
 CAA Code: ATT

20245

Scope: Upgrade 3 sets of traffic lights that control traffic from NH 111, US3A and NH102 merge

Phase	Year	Federal	State	Other	Total	Funding
Construction	2015	\$282,071	\$0	\$75,219	\$357,290	Congestion Mitigation and Air Quality Program, Non Participating, Towns
		\$282,071	\$0	\$75,219	\$357,290	

MPO: NRPC

All Project Cost
\$385,290

2015 - 2018 STIP Report Project List

Amended
 7/11/2016

Jackson

Regionally Significant: No

27709

Managed By: DOT

CAA Code: ATT

Scope: Bridge Replace/Rehab, for Redlist Bridge carrying NH 16 over Ellis River (Br No 144/056)

Phase	Year	Federal	State	Other	Total	Funding
PE	2015	\$220,000	\$0	\$0	\$220,000	National Highway System, Toll Credit
PE	2017	\$227,040	\$0	\$0	\$227,040	STP-State Flexible, Toll Credit
PE	2018	\$117,153	\$0	\$0	\$117,153	STP-State Flexible, Toll Credit
ROW	2015	\$5,500	\$0	\$0	\$5,500	National Highway System, Toll Credit
		\$569,693	\$0	\$0	\$569,693	

MPO: NCC

All Project Cost

\$8,050,578

JAFFREY

Regionally Significant: No

16307

Managed By: DOT

CAA Code: ATT

Scope: RECONFIGURE "DOG-LEG" INTERSECTION OF US 202, NH 124, AND NH 137

Phase	Year	Federal	State	Other	Total	Funding
PE	2015	\$220,000	\$0	\$0	\$220,000	STP-Non Urban Areas Under 5K, Toll Credit
PE	2016	\$660,000	\$0	\$0	\$660,000	STP-Non Urban Areas Under 5K, Toll Credit
PE	2017	\$340,560	\$0	\$0	\$340,560	STP-Non Urban Areas Under 5K, Toll Credit
PE	2018	\$351,458	\$0	\$0	\$351,458	STP-Non Urban Areas Under 5K, Toll Credit
ROW	2018	\$351,458	\$0	\$0	\$351,458	STP-Non Urban Areas Under 5K, Toll Credit
		\$1,923,476	\$0	\$0	\$1,923,476	

MPO: SWRPC

All Project Cost

\$9,962,003

2015 - 2018 STIP Report Project List

Amended
 7/11/2016

Jefferson

Regionally Significant: No
 Managed By: DOT
 CAA Code: ATT

16153

Scope: Deck Replacement, Bridge carrying US Route 2 over Israel River (046/178) Redlisted

Phase	Year	Federal	State	Other	Total	Funding
Construction	2015	\$1,588,598	\$0	\$0	\$1,588,598	National Highway System, Toll Credit
		\$1,588,598	\$0	\$0	\$1,588,598	

MPO: NCC

All Project Cost
\$1,817,508

KEENE - SWANZEY

Regionally Significant: No
 Managed By: DOT
 CAA Code: ATT

10309P

Scope: Construction of a multi-use trail bridge over NH 101/NH12 {Keene-Swanzey 10309 PARENT}

Phase	Year	Federal	State	Other	Total	Funding
Construction	2015	\$2,434,705	\$0	\$0	\$2,434,705	Equity Bonus, Minimum Guarantee, STP-5 to 200K, STP-Enhancement, Toll Credit
		\$2,434,705	\$0	\$0	\$2,434,705	

MPO: SWRPC

All Project Cost
\$2,434,705

KEENE

Regionally Significant: No
 Managed By: Muni/Local
 CAA Code: ATT

10309B

Scope: Reconstruction from NH 101 Roundabout north to Pearl St/Island St including Key Rd intersection

Phase	Year	Federal	State	Other	Total	Funding
PE	2015	\$209,600	\$0	\$52,400	\$262,000	STP-5 to 200K, Towns
ROW	2015	\$80,000	\$0	\$20,000	\$100,000	STP-5 to 200K, Towns
ROW	2017	\$231,168	\$0	\$57,792	\$288,960	STP-5 to 200K, Towns
		\$520,768	\$0	\$130,192	\$650,960	

MPO: SWRPC

All Project Cost
\$6,120,998

2015 - 2018 STIP Report Project List

Amended
 7/11/2016

Keene Regionally Significant: No
16152 Managed By: DOT
CAA Code: ATT

Scope: Deck Replacement, Bridge carrying NH 9 & 10 over Elm Street (Red List)

Phase	Year	Federal	State	Other	Total	Funding
Construction	2015	\$1,297,224	\$0	\$0	\$1,297,224	STP-5 to 200K, Toll Credit
		\$1,297,224	\$0	\$0	\$1,297,224	

MPO: SWRPC All Project Cost
\$1,539,224

KEENE Regionally Significant: No
27790 Managed By: Muni/Local
CAA Code: ATT

Scope: Multi-Use path along Gilbo Ave and Colony Mill Market Place

Phase	Year	Federal	State	Other	Total	Funding
PE	2015	\$244	\$0	\$61	\$305	STP-Enhancement, Towns
ROW	2015	\$4,800	\$0	\$1,200	\$6,000	STP-Enhancement, Towns
Construction	2015	\$373,528	\$0	\$93,382	\$466,910	STP-Enhancement, Towns
		\$378,572	\$0	\$94,643	\$473,215	

MPO: SWRPC All Project Cost
\$540,994

Keene-Swanzey Regionally Significant: No
40100 Managed By: DOT
CAA Code: ATT

Scope: Construction of floodplain and wetland mitigation for the Keene-Swanzey series of projects

Phase	Year	Federal	State	Other	Total	Funding
PE	2018	\$46,861	\$11,715	\$0	\$58,576	NH Highway Fund, STP-5 to 200K
		\$46,861	\$11,715	\$0	\$58,576	

MPO: SWRPC All Project Cost
\$1,822,290

2015 - 2018 STIP Report Project List

Amended
 7/11/2016

LACONIA

Regionally Significant: No
 Managed By: DOT
 CAA Code: ATT

16144

Scope: Bridge Rehabilitation Superstructure Replacement, carrying US 3 over NH Railroad (Red List)

Phase	Year	Federal	State	Other	Total	Funding
PE	2016	\$220,000	\$0	\$0	\$220,000	Bridge On/Off System, Toll Credit
PE	2017	\$113,520	\$0	\$0	\$113,520	STP-State Flexible, Toll Credit
ROW	2016	\$107,701	\$0	\$0	\$107,701	Bridge On/Off System, Toll Credit
		\$441,221	\$0	\$0	\$441,221	

MPO: LRPC

All Project Cost
\$2,406,973

Laconia

Regionally Significant: No
 Managed By: DOT
 CAA Code: ATT

24181

Scope: Bridge removal, carrying Centenary Avenue over NH RR, BR. No. 126/163, redlisted

Phase	Year	Federal	State	Other	Total	Funding
PE	2016	\$283,800	\$0	\$0	\$283,800	Bridge On/Off System, Toll Credit
		\$283,800	\$0	\$0	\$283,800	

MPO: LRPC

All Project Cost
\$2,102,991

2015 - 2018 STIP Report Project List

Amended
 7/11/2016

Lancaster, NH - Guildhall, VT

Regionally Significant: No
 Managed By: DOT
 CAA Code: ATT

16155

Scope: Bridge Replacement, US 2 over Connecticut River (Roger's Ranger's Bridge)

Phase	Year	Federal	State	Other	Total	Funding
PE	2015	\$396,000	\$0	\$146,250	\$542,250	STP-Non Urban Areas Under 5K, Toll Credit, Vermont
PE	2016	\$176,000	\$0	\$40,000	\$216,000	STP-Non Urban Areas Under 5K, Toll Credit, Vermont
PE	2018	\$131,211	\$0	\$29,821	\$161,032	STP-Non Urban Areas Under 5K, Toll Credit, Vermont
ROW	2017	\$113,520	\$0	\$103,200	\$216,720	Bridge On/Off System, Toll Credit, Vermont
		\$816,731	\$0	\$319,271	\$1,136,002	

MPO: NCC

All Project Cost
\$12,361,250

LEBANON

Regionally Significant: No
 Managed By: Muni/Local
 CAA Code: ATT

10034B

Scope: US 4 (MECHANIC ST) RECONSTRUCTION FROM HIGH STREET TO I-89 RAMPS (MUPCA*450 Muni Urban Program)

Phase	Year	Federal	State	Other	Total	Funding
PE	2015	\$86,845	\$0	\$21,711	\$108,557	STP-State Flexible, Towns
PE	2016	\$33,155	\$0	\$8,289	\$41,443	STP-State Flexible, Towns
		\$120,000	\$0	\$30,000	\$150,000	

MPO: UVLSRPC

All Project Cost
\$316,832

2015 - 2018 STIP Report Project List

Amended
 7/11/2016

Lebanon

Regionally Significant: No
 Managed By: DOT
 CAA Code: ATT

14957B

Scope: Provide kiosk & placards describing historic aspects of former Lebanon 058/127 steel trusses.

Phase	Year	Federal	State	Other	Total	Funding
PE	2015	\$33,000	\$0	\$0	\$33,000	Bridge On/Off System, Toll Credit
		\$33,000	\$0	\$0	\$33,000	

MPO: UVLSRPC

All Project Cost
\$33,000

LEBANON

Regionally Significant: No
 Managed By: DOT
 CAA Code: ATT

15880

Scope: From north of Hardy Hill Rd bridge north 5 miles to south of Exit 20 rehabilitate roadway & bridges

Phase	Year	Federal	State	Other	Total	Funding
PE	2015	\$71,500	\$0	\$0	\$71,500	Interstate Maintenance, STP-State Flexible, Toll Credit
PE	2016	\$127,926	\$15,000	\$0	\$142,926	Betterment, National Highway System, Toll Credit
PE	2017	\$129,364	\$0	\$0	\$129,364	National Highway System, Toll Credit
Construction	2017	\$5,687,352	\$0	\$0	\$5,687,352	National Highway System, Toll Credit
Construction	2018	\$10,350,436	\$0	\$0	\$10,350,436	National Highway System, Toll Credit
		\$16,366,578	\$15,000	\$0	\$16,381,578	

MPO: UVLSRPC

All Project Cost
\$26,166,291

2015 - 2018 STIP Report Project List

Amended
7/11/2016

LEBANON

Regionally Significant: No
Managed By: Muni/Local
CAA Code: ATT

16046

Scope: NH Rte 120; pedestrian & bicycle improvements

Phase	Year	Federal	State	Other	Total	Funding
PE	2015	\$800	\$0	\$200	\$1,000	STP-Enhancement, Towns
ROW	2015	\$15,200	\$0	\$3,800	\$19,000	STP-Enhancement, Towns
Construction	2015	\$533,036	\$0	\$258,332	\$791,368	STP-Enhancement, Towns
		\$549,036	\$0	\$262,332	\$811,368	

MPO: UVLSRPC

All Project Cost
\$897,368

Lebanon

Regionally Significant: No
Managed By: DOT
CAA Code: ATT

25784

Scope: I-89 NB & SB, Superstructure replacements over Hardy Hill Road, Redlisted Bridges (155/117&156/117)

Phase	Year	Federal	State	Other	Total	Funding
PE	2015	\$55,000	\$0	\$0	\$55,000	STP-5 to 200K, Toll Credit
ROW	2015	\$27,500	\$0	\$0	\$27,500	STP-5 to 200K, Toll Credit
Construction	2015	\$4,263,816	\$0	\$0	\$4,263,816	National Highway System, Toll Credit
		\$4,346,316	\$0	\$0	\$4,346,316	

MPO: UVLSRPC

All Project Cost
\$4,703,816

2015 - 2018 STIP Report Project List

Amended
 7/11/2016

Lebanon

Regionally Significant: No

29612

Managed By: DOT

CAA Code: ATT

Scope: Exit 18 / NH 120 improvements

Phase	Year	Federal	State	Other	Total	Funding
PE	2016	\$55,000	\$0	\$0	\$55,000	STP-State Flexible, Toll Credit
PE	2017	\$255,420	\$0	\$0	\$255,420	STP-State Flexible, Toll Credit
ROW	2018	\$29,288	\$0	\$0	\$29,288	STP-State Flexible, Toll Credit
		\$339,708	\$0	\$0	\$339,708	

MPO: UVLSRPC

All Project Cost

\$5,053,608

Lebanon, NH - Hartford, VT

Regionally Significant: No

16148

Managed By: DOT

CAA Code: ATT

Scope: Superstructure Replace & Widening, I-89 NB & SB over Connecticut River (Br No 044/103 & 044/104)

Phase	Year	Federal	State	Other	Total	Funding
PE	2015	\$423,720	\$0	\$114,800	\$538,520	Interstate Maintenance, National Highway System, Non Participating, Toll Credit
PE	2017	\$451,272	\$0	\$122,265	\$573,537	Interstate Maintenance, Non Participating, Toll Credit
PE	2018	\$505,368	\$0	\$145,082	\$650,450	Non Participating, STP-5 to 200K, Toll Credit
		\$1,380,360	\$0	\$382,147	\$1,762,507	

MPO: UVLSRPC

All Project Cost

\$40,130,221

2015 - 2018 STIP Report Project List

Amended
7/11/2016

Loudon-Canterbury

Regionally Significant: No
Managed By: DOT
CAA Code: ATT

29613A

Scope: NH Rte 106 - Construction of 1.00 mile from Shaker Road to beyond NHMS South Track Entrance

Phase	Year	Federal	State	Other	Total	Funding
Construction	2018	\$2,418,030	\$604,508	\$0	\$3,022,538	NH Highway Fund, National Highway System
		\$2,418,030	\$604,508	\$0	\$3,022,538	

MPO: CNHRPC

All Project Cost
\$3,022,538

Loudon-Canterbury

Regionally Significant: No
Managed By: DOT
CAA Code: ATT

29613

Scope: NH 106 Improvements to enhance traffic operations/safety from Cluff Road to Shaws Road (PE & ROW)

Phase	Year	Federal	State	Other	Total	Funding
PE	2015	\$385,000	\$0	\$25,000	\$410,000	National Highway System, Non Participating, Toll Credit
PE	2017	\$468,611	\$0	\$0	\$468,611	National Highway System, Toll Credit
PE	2018	\$193,442	\$48,361	\$0	\$241,803	NH Highway Fund, National Highway System
ROW	2015	\$27,500	\$0	\$15,000	\$42,500	National Highway System, Non Participating, Toll Credit
ROW	2018	\$556,147	\$139,037	\$0	\$695,184	NH Highway Fund, National Highway System
		\$1,630,700	\$187,397	\$40,000	\$1,858,097	

MPO: CNHRPC

All Project Cost
\$14,502,128

2015 - 2018 STIP Report Project List

Amended
 7/11/2016

Lyme, NH - Thetford, VT

Regionally Significant: No
 Managed By: DOT
 CAA Code: ATT

14460

Scope: Bridge Rehabilitation, East Thetford Road over the Connecticut River

Phase	Year	Federal	State	Other	Total	Funding
PE	2017	\$204,336	\$0	\$20,640	\$224,976	STP-State Flexible, Toll Credit, Vermont
		\$204,336	\$0	\$20,640	\$224,976	

MPO: UVLSRPC

All Project Cost
\$6,749,339

MANCHESTER

Regionally Significant: No
 Managed By: Muni/Local
 CAA Code: LMP

14412A

Scope: PHASE III-A, REHAB OR REPLACE TRESTLE OVER PISCATAQUOG RIVER AND CONST 1/2 MILE OF MULTI-USE TRAIL

Phase	Year	Federal	State	Other	Total	Funding
Construction	2015	\$589,195	\$0	\$147,299	\$736,494	STP-Enhancement, Towns
		\$589,195	\$0	\$147,299	\$736,494	

MPO: SNHPC

All Project Cost
\$865,994

MANCHESTER

Regionally Significant: No
 Managed By: DOT
 CAA Code: LMP

14966

Scope: Replace or rehabilitate 5 red list bridges. Add 3rd SB lane and replace median rail with SS barrier.

Phase	Year	Federal	State	Other	Total	Funding
Construction	2015	\$0	\$8,400,000	\$0	\$8,400,000	TPK *
Construction	2016	\$0	\$2,889,600	\$0	\$2,889,600	TPK *
Construction	2017	\$0	\$3,116,379	\$0	\$3,116,379	TPK *
		\$0	\$14,405,979	\$0	\$14,405,979	

MPO: SNHPC

All Project Cost
\$33,256,979

2015 - 2018 STIP Report Project List

Amended
 7/11/2016

MANCHESTER

Regionally Significant: No
 Managed By: Muni/Local
 CAA Code: E-33

16016

Scope: Elm St-Old Granite St to W. Auburn St & Old Granite St at Franklin St-improve pedestrian facilities

Phase	Year	Federal	State	Other	Total	Funding
PE	2016	\$1,032	\$0	\$0	\$1,032	FHWA Earmarks
ROW	2016	\$1,032	\$0	\$0	\$1,032	FHWA Earmarks
Construction	2016	\$950,942	\$0	\$0	\$950,942	FHWA Earmarks
		\$953,006	\$0	\$0	\$953,006	

MPO: SNHPC

All Project Cost
\$1,029,380

MANCHESTER

Regionally Significant: Yes
 Managed By: DOT
 CAA Code: LMP

16099

Scope: PRELIMINARY ENGINEERING STUDY FOR RECONSTRUCTION OF THE F.E. EEVERETT TURNPIKE AT EXITS 6 AND 7

Phase	Year	Federal	State	Other	Total	Funding
PE	2015	\$0	\$1,000,000	\$0	\$1,000,000	Turnpike Capital
PE	2017	\$0	\$1,065,024	\$0	\$1,065,024	Turnpike Capital
		\$0	\$2,065,024	\$0	\$2,065,024	

MPO: SNHPC

All Project Cost
\$12,104,730

2015 - 2018 STIP Report Project List

Amended
 7/11/2016

MANCHESTER

Regionally Significant: No
 Managed By: Muni/Local
 CAA Code: E-33

29811

Scope: Construct Multi-use path along the abandoned rail corridor from Gold St. to Perimeter Road

Phase	Year	Federal	State	Other	Total	Funding
PE	2015	\$112,000	\$0	\$28,000	\$140,000	Congestion Mitigation and Air Quality Program, Towns
PE	2016	\$70,000	\$0	\$17,500	\$87,500	Congestion Mitigation and Air Quality Program, Towns
PE	2017	\$74,056	\$0	\$18,514	\$92,570	Congestion Mitigation and Air Quality Program, Towns
ROW	2016	\$1,680	\$0	\$420	\$2,100	Congestion Mitigation and Air Quality Program, Towns
Construction	2017	\$1,062,839	\$0	\$265,710	\$1,328,549	Congestion Mitigation and Air Quality Program, Towns
		\$1,320,576	\$0	\$330,144	\$1,650,720	

MPO: SNHPC

All Project Cost
\$1,650,720

MANCHESTER, MTA-1

Regionally Significant: No
 Managed By: Other
 CAA Code: E-21

60200A

Scope: Operating assistance for fixed route service for the Manchester Transit Authority.

Phase	Year	Federal	State	Other	Total	Funding
Other	2015	\$1,792,000	\$0	\$448,000	\$2,240,000	FTA 5307 Capital and Operating Program, Other
Other	2016	\$1,827,200	\$0	\$456,800	\$2,284,000	FTA 5307 Capital and Operating Program, Other
Other	2017	\$1,923,648	\$0	\$480,912	\$2,404,560	FTA 5307 Capital and Operating Program, Other
Other	2018	\$2,025,250	\$0	\$506,312	\$2,531,562	FTA 5307 Capital and Operating Program, Other
		\$7,568,098	\$0	\$1,892,024	\$9,460,122	

MPO: SNHPC

All Project Cost
\$9,460,122

2015 - 2018 STIP Report Project List

Amended
7/11/2016

MANCHESTER, MTA-2

Regionally Significant: No
Managed By: Other
CAA Code: E-21

60200B

Scope: Operating assistance for capital maintenance of Manchester Transit Authority Fleet.

Phase	Year	Federal	State	Other	Total	Funding
PE	2015	\$424,000	\$0	\$106,000	\$530,000	FTA 5307 Capital and Operating Program, Other
Other	2016	\$432,000	\$0	\$108,000	\$540,000	FTA 5307 Capital and Operating Program, Other
Other	2017	\$454,906	\$0	\$113,726	\$568,632	FTA 5307 Capital and Operating Program, Other
Other	2018	\$478,835	\$0	\$119,709	\$598,543	FTA 5307 Capital and Operating Program, Other
		\$1,789,740	\$0	\$447,435	\$2,237,175	

MPO: SNHPC

All Project Cost
\$2,237,175

MANCHESTER, MTA-3

Regionally Significant: No
Managed By: Other
CAA Code: E-30

60200C

Scope: Replacement buses at Manchester Transit Authority.

Phase	Year	Federal	State	Other	Total	Funding
Other	2016	\$352,531	\$0	\$88,133	\$440,664	FTA 5307 Capital and Operating Program, Other
Other	2018	\$1,346,184	\$0	\$336,546	\$1,682,729	FTA 5307 Capital and Operating Program, Other
		\$1,698,715	\$0	\$424,679	\$2,123,393	

MPO: SNHPC

All Project Cost
\$2,123,393

2015 - 2018 STIP Report Project List

Amended
 7/11/2016

Manchester, MTA-4

Regionally Significant: No
 Managed By: DOT
 CAA Code: E-21

60200D

Scope: Operating Assistance for ADA Paratransit Service.

Phase	Year	Federal	State	Other	Total	Funding
Other	2015	\$220,800	\$0	\$55,200	\$276,000	FTA 5307 Capital and Operating Program, Other
Other	2016	\$231,994	\$0	\$57,998	\$289,992	FTA 5307 Capital and Operating Program, Other
Other	2017	\$243,677	\$0	\$60,919	\$304,597	FTA 5307 Capital and Operating Program, Other
Other	2018	\$256,751	\$0	\$64,188	\$320,939	FTA 5307 Capital and Operating Program, Other
		\$953,222	\$0	\$238,305	\$1,191,527	

MPO: SNHPC

All Project Cost
\$1,191,527

MANCHESTER, MTA-5

Regionally Significant: No
 Managed By: Other
 CAA Code: E-30

60200E

Scope: Replacement of ADA Paratransit Vans.

Phase	Year	Federal	State	Other	Total	Funding
PE	2015	\$133,600	\$0	\$33,400	\$167,000	FTA 5307 Capital and Operating Program, Other
Other	2016	\$144,800	\$0	\$36,200	\$181,000	FTA 5307 Capital and Operating Program, Other
Other	2017	\$224,563	\$0	\$56,141	\$280,704	FTA 5307 Capital and Operating Program, Other
		\$502,963	\$0	\$125,741	\$628,704	

MPO: SNHPC

All Project Cost
\$628,704

2015 - 2018 STIP Report Project List

Amended
 7/11/2016

MANCHESTER, MTA-6

Regionally Significant: No
 Managed By: Other
 CAA Code: E-30

60200F

Scope: Replacement of Transit Service Vehicles

Phase	Year	Federal	State	Other	Total	Funding
PE	2015	\$24,000	\$0	\$6,000	\$30,000	FTA 5307 Capital and Operating Program, Other
Other	2017	\$90,314	\$0	\$22,579	\$112,893	FTA 5307 Capital and Operating Program, Other
		\$114,314	\$0	\$28,579	\$142,893	

MPO: SNHPC

All Project Cost
\$142,893

Manchester, MTA-7

Regionally Significant: No
 Managed By: DOT
 CAA Code: E-25

60200G

Scope: Miscellaneous Capital

Phase	Year	Federal	State	Other	Total	Funding
PE	2015	\$94,400	\$0	\$23,600	\$118,000	FTA 5307 Capital and Operating Program, Other
Other	2016	\$105,677	\$0	\$26,419	\$132,096	FTA 5307 Capital and Operating Program, Other
Other	2017	\$109,058	\$0	\$27,265	\$136,323	FTA 5307 Capital and Operating Program, Other
Other	2018	\$112,548	\$0	\$28,137	\$140,685	FTA 5307 Capital and Operating Program, Other
		\$421,684	\$0	\$105,421	\$527,104	

MPO: SNHPC

All Project Cost
\$527,104

2015 - 2018 STIP Report Project List

Amended
7/11/2016

MEREDITH

Regionally Significant: No
Managed By: DOT
CAA Code: ATT

10430

Scope: roadway and intersection improvements from NH 104 to Meredith/Center Harbor townline

Phase	Year	Federal	State	Other	Total	Funding
PE	2015	\$32,132	\$8,033	\$0	\$40,164	Equity Bonus, NH Highway Fund
PE	2016	\$55,000	\$0	\$0	\$55,000	FHWA Earmarks, Toll Credit
PE	2017	\$56,760	\$0	\$0	\$56,760	FHWA Earmarks, Toll Credit
ROW	2016	\$55,305	\$0	\$0	\$55,305	FHWA Earmarks, Toll Credit
Construction	2017	\$1,635,823	\$0	\$0	\$1,635,823	FHWA Earmarks, Toll Credit
		\$1,835,020	\$8,033	\$0	\$1,843,053	

MPO: LRPC

All Project Cost
\$5,075,136

MERRIMACK

Regionally Significant: No
Managed By: DOT
CAA Code: LMP

10136D

Scope: Widen 101A from Boston Post Rd to Cont. Blvd & safety impr. at Craftsman Lane / Boston Post Rd

Phase	Year	Federal	State	Other	Total	Funding
PE	2017	\$410,034	\$0	\$0	\$410,034	STP-State Flexible, Toll Credit
PE	2018	\$1,209,015	\$302,254	\$0	\$1,511,269	NH Highway Fund, STP-State Flexible
		\$1,619,049	\$302,254	\$0	\$1,921,303	

MPO: NRPC

All Project Cost
\$6,989,476

MILFORD

Regionally Significant: No
Managed By: DOT
CAA Code: ATT

13692B

Scope: Safety improvements from Wilton Road to NH 101 / Elm Street intersection

Phase	Year	Federal	State	Other	Total	Funding
Construction	2016	\$1,595,000	\$0	\$0	\$1,595,000	STP-State Flexible, Toll Credit
		\$1,595,000	\$0	\$0	\$1,595,000	

MPO: NRPC

All Project Cost
\$1,595,000

2015 - 2018 STIP Report Project List

Amended
 7/11/2016

MILFORD

Regionally Significant: No
 Managed By: Muni/Local
 CAA Code: ATT

14492

Scope: Earmark Project NH038 and NH058. Projects will be created from this parent project.

Phase	Year	Federal	State	Other	Total	Funding
PE	2016	\$800	\$0	\$200	\$1,000	FHWA Earmarks, Towns
ROW	2016	\$89,942	\$0	\$22,486	\$112,428	FHWA Earmarks, Towns
Construction	2016	\$1,402,714	\$0	\$350,678	\$1,753,392	FHWA Earmarks, Towns
		\$1,493,456	\$0	\$373,364	\$1,866,820	

MPO: NRPC

All Project Cost
\$2,072,607

MILFORD

Regionally Significant: No
 Managed By: Muni/Local
 CAA Code: ATT

14837

Scope: South St. Improvement Project, Construct phase 2 portion of downtown revitalization plan.

Phase	Year	Federal	State	Other	Total	Funding
Construction	2015	\$1,071,875	\$0	\$267,969	\$1,339,844	FHWA Earmarks, STP-Enhancement, Towns
Construction	2016	\$216,498	\$0	\$54,124	\$270,622	FHWA Earmarks, Towns
		\$1,288,373	\$0	\$322,093	\$1,610,466	

MPO: NRPC

All Project Cost
\$1,954,826

Milford

Regionally Significant: No
 Managed By: Muni/Local
 CAA Code: ATT

20253

Scope: Int. NH Rt. 13 / Emerson Rd. / Armory Rd. signal modification & additional turn lanes.

Phase	Year	Federal	State	Other	Total	Funding
Construction	2015	\$115,037	\$0	\$28,759	\$143,796	Congestion Mitigation and Air Quality Program, Towns
		\$115,037	\$0	\$28,759	\$143,796	

MPO: NRPC

All Project Cost
\$628,296

2015 - 2018 STIP Report Project List

Amended
7/11/2016

MILFORD TO NASHUA

Regionally Significant: No

10136

Managed By: DOT

CAA Code: LMP

Scope: PE & ROW for improvements at NH101 WB on-ramp and widening from Craftsman Ln to Continental Blvd

Phase	Year	Federal	State	Other	Total	Funding
PE	2016	\$550,000	\$0	\$0	\$550,000	National Highway System, Toll Credit
ROW	2017	\$578,952	\$0	\$0	\$578,952	National Highway System, Toll Credit
		\$1,128,952	\$0	\$0	\$1,128,952	

MPO: NRPC

All Project Cost

\$3,876,579

NASHUA

Regionally Significant: No

10136A

Managed By: DOT

CAA Code: LMP

Scope: Widening of NH 101A from Sunapee Street to Blackstone Drive

Phase	Year	Federal	State	Other	Total	Funding
PE	2017	\$427,607	\$0	\$0	\$427,607	National Highway System, Toll Credit
ROW	2017	\$148,784	\$0	\$0	\$148,784	National Highway System, Toll Credit
		\$576,391	\$0	\$0	\$576,391	

MPO: NRPC

All Project Cost

\$10,019,783

Nashua

Regionally Significant: No

10136B

Managed By: DOT

CAA Code: LMP

Scope: Phase II, Widening and improvements from Somerset Pkwy to Sunapee St & Blackstone Dr to Celina Ave

Phase	Year	Federal	State	Other	Total	Funding
PE	2018	\$1,934,424	\$0	\$0	\$1,934,424	National Highway System, Toll Credit
		\$1,934,424	\$0	\$0	\$1,934,424	

MPO: NRPC

All Project Cost

\$14,443,297

2015 - 2018 STIP Report Project List

Amended
 7/11/2016

NASHUA

Regionally Significant: Yes

13117

Managed By: Muni/Local

CAA Code: LMP

Scope: CONSTRUCT PARK & RIDE AND ACCESSORY FACILITIES AT UP TO TWO NASHUA LOCATIONS

Phase	Year	Federal	State	Other	Total	Funding
Construction	2017	\$1,754,400	\$0	\$0	\$1,754,400	Congestion Mitigation and Air Quality Program, Toll Credit
		\$1,754,400	\$0	\$0	\$1,754,400	

MPO: NRPC

All Project Cost

\$3,596,087

NASHUA

Regionally Significant: No

16050

Managed By: Muni/Local

CAA Code: E-33

Scope: EAST OF MAIN STREET, PURCHASE RAIL CORRIDOR AT VARIOUS LOCATIONS [09-32TE]

Phase	Year	Federal	State	Other	Total	Funding
ROW	2015	\$267,304	\$0	\$66,826	\$334,130	STP-Enhancement, Towns
		\$267,304	\$0	\$66,826	\$334,130	

MPO: NRPC

All Project Cost

\$350,130

Nashua

Regionally Significant: No

16110D

Managed By: Muni/Local

CAA Code: LMP

Scope: Broad Street Parkway South

Phase	Year	Federal	State	Other	Total	Funding
Construction	2015	\$0	\$0	\$1,803,620	\$1,803,620	Towns
Construction	2016	\$2,481,501	\$0	\$0	\$2,481,501	STP-Areas Over 200K, Toll Credit
		\$2,481,501	\$0	\$1,803,620	\$4,285,121	

MPO: NRPC

All Project Cost

\$7,570,390

2015 - 2018 STIP Report Project List

Amended
7/11/2016

Nashua

Regionally Significant: No

16110E

Managed By: Muni/Local

CAA Code: LMP

Scope: Broad Street Parkway - Fairmount Street Bridge Replacement

Phase	Year	Federal	State	Other	Total	Funding
Construction	2015	\$0	\$0	\$1,987,581	\$1,987,581	Towns
Construction	2016	\$1,200,000	\$0	\$300,000	\$1,500,000	STP-State Flexible, Towns
		\$1,200,000	\$0	\$2,287,581	\$3,487,581	

MPO: NRPC

All Project Cost

\$6,968,338

NASHUA

Regionally Significant: No

16314

Managed By: Muni/Local

CAA Code: LMP

Scope: East Hollis Street roadway improvements from Temple and Amory Streets to Derry Road in Hudson

Phase	Year	Federal	State	Other	Total	Funding
PE	2016	\$160,000	\$0	\$40,000	\$200,000	STP-5 to 200K, Towns
PE	2017	\$165,120	\$0	\$41,280	\$206,400	STP-5 to 200K, Towns
		\$325,120	\$0	\$81,280	\$406,400	

MPO: NRPC

All Project Cost

\$4,026,877

NASHUA-1

Regionally Significant: No

6080

Managed By: Other

CAA Code: E-34

Scope: CAPITAL PLANNING PROGRAM.

Phase	Year	Federal	State	Other	Total	Funding
PE	2015	\$176,000	\$0	\$44,000	\$220,000	FTA 5307 Capital and Operating Program, Towns
		\$176,000	\$0	\$44,000	\$220,000	

MPO: NRPC

All Project Cost

\$437,817

2015 - 2018 STIP Report Project List

Amended
 7/11/2016

NASHUA-1A

Regionally Significant: No
 Managed By: Muni/Local
 CAA Code: LMP

60900A

Scope: Operating Assistance, Capital Preventive Maintenance, and ADA Operations for Nashua Transit System.

Phase	Year	Federal	State	Other	Total	Funding
Other	2016	\$746,074	\$0	\$186,518	\$932,592	FTA 5307 Capital and Operating Program, Other
Other	2017	\$731,331	\$0	\$182,833	\$914,163	FTA 5307 Capital and Operating Program, Other
Other	2018	\$690,403	\$0	\$172,601	\$863,004	FTA 5307 Capital and Operating Program, Other
		\$2,167,807	\$0	\$541,952	\$2,709,759	

MPO: NRPC

All Project Cost
\$11,972,397

NASHUA-2

Regionally Significant: No
 Managed By: Other
 CAA Code: E-21

60900B

Scope: OPERATING ASSISTANCE

Phase	Year	Federal	State	Other	Total	Funding
PE	2015	\$506,349	\$0	\$506,349	\$1,012,698	FTA 5307 Capital and Operating Program, Towns
Other	2016	\$768,894	\$0	\$768,894	\$1,537,788	FTA 5307 Capital and Operating Program, Towns
Other	2017	\$775,827	\$0	\$775,827	\$1,551,654	FTA 5307 Capital and Operating Program, Towns
Other	2018	\$777,453	\$0	\$777,453	\$1,554,906	FTA 5307 Capital and Operating Program, Towns
		\$2,828,523	\$0	\$2,828,523	\$5,657,047	

MPO: NRPC

All Project Cost
\$23,520,117

2015 - 2018 STIP Report Project List

Amended
 7/11/2016

NASHUA-3

Regionally Significant: No
 Managed By: Other
 CAA Code: E-23

3799

Scope: PREVENTIVE MAINTENANCE 5307 FUNDING. ANNUAL PROJECT.

Phase	Year	Federal	State	Other	Total	Funding
PE	2015	\$367,424	\$0	\$91,856	\$459,280	FTA 5307 Capital and Operating Program, Towns
		\$367,424	\$0	\$91,856	\$459,280	

MPO: NRPC

All Project Cost
\$904,261

Nashua-5

Regionally Significant: No
 Managed By: Other
 CAA Code: E-30

60900C

Scope: Nashua Fleet Replacement

Phase	Year	Federal	State	Other	Total	Funding
Other	2016	\$3,337,412	\$294,478	\$294,478	\$3,926,367	FTA 5307 Capital and Operating Program, FTA 5310 Capital Program, FTA 5339 Bus and Bus Facilities, NHDOT Operating Budget, Towns
Other	2017	\$1,078,936	\$95,200	\$95,200	\$1,269,336	FTA 5307 Capital and Operating Program, NHDOT Operating Budget, Towns
		\$4,416,348	\$389,678	\$389,678	\$5,195,703	

MPO: NRPC

All Project Cost
\$5,195,703

2015 - 2018 STIP Report Project List

Amended
 7/11/2016

NASHUA-7

Regionally Significant: No
 Managed By: Other
 CAA Code: E-21

7927

Scope: ADA Operations. NASHUA TRANSIT SYSTEM.

Phase	Year	Federal	State	Other	Total	Funding
PE	2015	\$219,200	\$0	\$54,800	\$274,000	FTA 5307 Capital and Operating Program, Other
		\$219,200	\$0	\$54,800	\$274,000	

MPO: NRPC

All Project Cost
\$274,000

NASHUA-CONCORD

Regionally Significant: Yes
 Managed By: DOT
 CAA Code: E-45

29408

Scope: Intelligent Transportation System (ITS) deployment on F.E. Everett Turnpike

Phase	Year	Federal	State	Other	Total	Funding
PE	2015	\$0	\$212,000	\$0	\$212,000	Turnpike Capital
Construction	2016	\$0	\$2,000,000	\$0	\$2,000,000	Turnpike Capital
Construction	2017	\$0	\$1,888,000	\$0	\$1,888,000	Turnpike Capital
		\$0	\$4,100,000	\$0	\$4,100,000	

MPO: CNHRPC, NRPC, SNHPC

All Project Cost
\$4,100,000

2015 - 2018 STIP Report Project List

Amended
 7/11/2016

Nashua-Merrimack-Bedford

Regionally Significant: Yes
 Managed By: DOT
 CAA Code: LMP

13761

Scope: F.E.E.Turnpike widening of 2-lane sections from Exit 8 in Nashua to I-293 interchange in Bedford

Phase	Year	Federal	State	Other	Total	Funding
PE	2015	\$0	\$2,000,000	\$0	\$2,000,000	Turnpike Capital
PE	2016	\$0	\$1,032,000	\$0	\$1,032,000	Turnpike Capital
PE	2018	\$0	\$1,648,657	\$0	\$1,648,657	Turnpike Capital
ROW	2015	\$0	\$50,000	\$0	\$50,000	Turnpike Capital
ROW	2016	\$0	\$154,800	\$0	\$154,800	Turnpike Capital
		\$0	\$4,885,457	\$0	\$4,885,457	

MPO: NRPC, SNHPC

All Project Cost
\$89,098,446

NEW CASTLE - RYE

Regionally Significant: No
 Managed By: DOT
 CAA Code: ATT

16127

Scope: Bridge replace, Single Leaf Bascule Bridge, NH 1B over Little Harbor (Red List) Br No 066/071

Phase	Year	Federal	State	Other	Total	Funding
ROW	2015	\$22,000	\$0	\$0	\$22,000	STP-5 to 200K, Toll Credit
ROW	2017	\$22,704	\$0	\$0	\$22,704	STP-5 to 200K, Toll Credit
Construction	2017	\$1,135	\$0	\$0	\$1,135	STP-5 to 200K, Toll Credit
Construction	2018	\$5,154,716	\$0	\$0	\$5,154,716	STP-5 to 200K, Toll Credit
		\$5,200,555	\$0	\$0	\$5,200,555	

MPO: RPC

All Project Cost
\$12,730,911

2015 - 2018 STIP Report Project List

Amended
7/11/2016

New Castle

Regionally Significant: No

29614

Managed By: DOT

CAA Code: ATT

Scope: Feasibility study for causeway improvements

Phase	Year	Federal	State	Other	Total	Funding
PE	2018	\$96,721	\$24,180	\$0	\$120,902	NH Highway Fund, STP-State Flexible
		\$96,721	\$24,180	\$0	\$120,902	

MPO: RPC

All Project Cost

\$120,902

NEW LONDON

Regionally Significant: No

16051

Managed By: Muni/Local

CAA Code: ATT

Scope: PEDESTRIAN / BICYCLE IMPROVEMENTS IN ELKINS VILLAGE IN NEW LONDON [09-34TE]

Phase	Year	Federal	State	Other	Total	Funding
ROW	2015	\$19,200	\$0	\$4,800	\$24,000	STP-Enhancement, Towns
Construction	2015	\$515,618	\$0	\$128,905	\$644,523	STP-Enhancement, Towns
		\$534,818	\$0	\$133,705	\$668,523	

MPO: UVLSRPC

All Project Cost

\$818,523

NEWINGTON - DOVER

Regionally Significant: Yes

11238

Managed By: DOT

CAA Code: ATT

Scope: NH 16 WIDEN TURNPIKE INCLUDING LITTLE BAY BRIDGES FROM GOSLING ROAD TO DOVER TOLL.

Phase	Year	Federal	State	Other	Total	Funding
PE	2015	\$0	\$733,293	\$0	\$733,293	Turnpike Capital
ROW	2015	\$0	\$25,000	\$0	\$25,000	Turnpike Capital
Construction	2016	\$0	\$400,416	\$0	\$400,416	Turnpike Capital
Construction	2017	\$0	\$85,202	\$0	\$85,202	Turnpike Capital
		\$0	\$1,243,911	\$0	\$1,243,911	

MPO: RPC, SRPC

All Project Cost

\$33,315,911

2015 - 2018 STIP Report Project List

Amended
7/11/2016

NEWINGTON - DOVER

Regionally Significant: Yes
Managed By: DOT
CAA Code: ATT

11238K

Scope: NH 16 / US 4 / SPAULDING TURNPIKE, RECONFIGURATION AND RELOCATION OF RAMPS AND ACCESS

Phase	Year	Federal	State	Other	Total	Funding
Construction	2015	\$0	\$20,000	\$0	\$20,000	Turnpike Capital
Construction	2016	\$0	\$20,000	\$0	\$20,000	Turnpike Capital
Construction	2017	\$0	\$20,000	\$0	\$20,000	Turnpike Capital
		\$0	\$60,000	\$0	\$60,000	

MPO: RPC, SRPC

All Project Cost
\$6,708,975

NEWINGTON - DOVER

Regionally Significant: Yes
Managed By: DOT
CAA Code: ATT

11238M

Scope: Spaulding Turnpike (NH Rte 16) Mainline Roadway Approach Reconstruction in Newington

Phase	Year	Federal	State	Other	Total	Funding
Construction	2015	\$0	\$11,854,623	\$0	\$11,854,623	Turnpike Capital
Construction	2016	\$0	\$1,068,809	\$0	\$1,068,809	Turnpike Capital
		\$0	\$12,923,432	\$0	\$12,923,432	

MPO: RPC, SRPC

All Project Cost
\$50,995,492

NEWINGTON - DOVER

Regionally Significant: Yes
Managed By: DOT
CAA Code: ATT

11238O

Scope: NH 16 / US 4 SPLDG TPK, Rehabilitate the existing Little Bay Bridge

Phase	Year	Federal	State	Other	Total	Funding
Construction	2015	\$0	\$6,000,000	\$0	\$6,000,000	Turnpike Capital
Construction	2016	\$0	\$6,000,000	\$0	\$6,000,000	Turnpike Capital
Construction	2017	\$0	\$6,000,000	\$28,211	\$6,028,211	Non Participating, Turnpike Capital
Construction	2018	\$0	\$3,849,675	\$0	\$3,849,675	Turnpike Capital
		\$0	\$21,849,675	\$28,211	\$21,877,886	

MPO: RPC, SRPC

All Project Cost
\$21,877,886

2015 - 2018 STIP Report Project List

Amended
 7/11/2016

NEWINGTON - DOVER

Regionally Significant: Yes
 Managed By: DOT
 CAA Code: ATT

11238Q

Scope: Reconstruct Spaulding Tpk from LBB to Dover Toll Booth and Exit 6 interchange, incl new soundwalls

Phase	Year	Federal	State	Other	Total	Funding
Construction	2017	\$0	\$8,005,970	\$2,708,757	\$10,714,727	Non Participating, Turnpike Capital
Construction	2018	\$0	\$14,883,949	\$0	\$14,883,949	Turnpike Capital
		\$0	\$22,889,919	\$2,708,757	\$25,598,676	

MPO: RPC, SRPC

All Project Cost
\$66,416,815

NEWMARKET

Regionally Significant: No
 Managed By: Muni/Local
 CAA Code: ATT

13878

Scope: NH 108, Construct 4' bike shoulders from limits of project 13107 to Newfield town line. 02-25CM

Phase	Year	Federal	State	Other	Total	Funding
PE	2016	\$24,326	\$0	\$0	\$24,326	Congestion Mitigation and Air Quality Program, Toll Credit
ROW	2016	\$12,384	\$0	\$0	\$12,384	Congestion Mitigation and Air Quality Program, Toll Credit
Construction	2017	\$723,918	\$0	\$0	\$723,918	Congestion Mitigation and Air Quality Program, Toll Credit
		\$760,628	\$0	\$0	\$760,628	

MPO: SRPC

All Project Cost
\$854,628

2015 - 2018 STIP Report Project List

Amended
 7/11/2016

NEWMARKET

Regionally Significant: No
 Managed By: Muni/Local
 CAA Code: ATT

16048

Scope: Facility Improvements in Downtown Main Street(NH Rte 108) area, including Elm St & Willey Court(09-35)

Phase	Year	Federal	State	Other	Total	Funding
PE	2015	\$3,264	\$0	\$816	\$4,080	STP-5 to 200K, STP-Enhancement, Towns
ROW	2015	\$2,400	\$0	\$600	\$3,000	STP-Enhancement, Towns
Construction	2015	\$347,639	\$0	\$86,910	\$434,549	STP-Enhancement, Towns
		\$353,303	\$0	\$88,326	\$441,629	

MPO: SRPC

All Project Cost
\$579,185

Newton

Regionally Significant: No
 Managed By: DOT
 CAA Code: ATT

29617

Scope: Improvements to Rowe's Corner (Maple Ave, Amesbury Rd)

Phase	Year	Federal	State	Other	Total	Funding
PE	2017	\$117,153	\$0	\$0	\$117,153	STP-State Flexible, Toll Credit
ROW	2017	\$29,288	\$0	\$0	\$29,288	STP-State Flexible, Toll Credit
		\$146,441	\$0	\$0	\$146,441	

MPO: RPC

All Project Cost
\$1,362,114

2015 - 2018 STIP Report Project List

Amended
 7/11/2016

North Hampton

Regionally Significant: No
 Managed By: DOT
 CAA Code: ATT

24457

Scope: Replace bridge carrying US 1 over Boston & Maine RR (Redlist Br No 148/132)

Phase	Year	Federal	State	Other	Total	Funding
PE	2016	\$192,500	\$0	\$0	\$192,500	STP-State Flexible, Toll Credit
PE	2017	\$227,040	\$0	\$0	\$227,040	STP-State Flexible, Toll Credit
PE	2018	\$234,305	\$0	\$0	\$234,305	STP-State Flexible, Toll Credit
ROW	2017	\$283,800	\$0	\$0	\$283,800	STP-State Flexible, Toll Credit
		\$937,645	\$0	\$0	\$937,645	

MPO: RPC

All Project Cost
\$7,204,862

NORTHFIELD - TILTON

Regionally Significant: No
 Managed By: DOT
 CAA Code: ATT

16147

Scope: Bridge Rehabilitation, I-93 NB & SB over Winnepesaukee River and Railroad (Red List)

Phase	Year	Federal	State	Other	Total	Funding
PE	2016	\$440,000	\$0	\$0	\$440,000	National Highway System, Toll Credit
Construction	2016	\$13,200,000	\$0	\$0	\$13,200,000	National Highway System, Toll Credit
		\$13,640,000	\$0	\$0	\$13,640,000	

MPO: LRPC

All Project Cost
\$14,364,900

2015 - 2018 STIP Report Project List

Amended
 7/11/2016

NSTI @ UNH

Regionally Significant: No

NSTI

Managed By: Other

CAA Code: 0

Scope: Programmatic project as a Cooperative Project Agreement (CPA) with the University of New Hampshire.

Phase	Year	Federal	State	Other	Total	Funding
Other	2015	\$30,000	\$0	\$0	\$30,000	NSTI National Summer Transportation Institute
Other	2016	\$30,000	\$0	\$0	\$30,000	NSTI National Summer Transportation Institute
Other	2017	\$30,000	\$0	\$0	\$30,000	NSTI National Summer Transportation Institute
Other	2018	\$30,000	\$0	\$0	\$30,000	NSTI National Summer Transportation Institute
		\$120,000	\$0	\$0	\$120,000	

MPO: SRPC

All Project Cost

\$380,000

NTS-BUS GARAGE RETROFIT

Regionally Significant: No

6095

Managed By: Other

CAA Code: E-28

Scope: Retrofit existing NTS transit garage with equipment to detect high/unsafe levels of CNG emissions

Phase	Year	Federal	State	Other	Total	Funding
Construction	2016	\$236,112	\$29,514	\$29,514	\$295,140	FTA 5307 Capital and Operating Program, NHDOT Operating Budget, Other
		\$236,112	\$29,514	\$29,514	\$295,140	

MPO: NRPC

All Project Cost

\$295,140

2015 - 2018 STIP Report Project List

Amended
 7/11/2016

Orford Regionally Significant: No
40366 Managed By: DOT
CAA Code: ATT

Scope: Bridge Replacement is anticipated for the bridge carrying NH Route 25A over Brackett Brook (217/112)

Phase	Year	Federal	State	Other	Total	Funding
PE	2017	\$175,729	\$0	\$0	\$175,729	Bridge On/Off System, Toll Credit
PE	2018	\$96,721	\$24,180	\$0	\$120,902	Bridge On/Off System, NH Highway Fund
		\$272,450	\$24,180	\$0	\$296,630	

MPO: UVLSRPC All Project Cost
\$3,207,833

OSSIPEE Regionally Significant: No
10431 Managed By: DOT
CAA Code: ATT

Scope: Pavement rehabilitation along NH 16 from NH 28 northerly 3.36 miles.

Phase	Year	Federal	State	Other	Total	Funding
PE	2016	\$412,500	\$0	\$0	\$412,500	National Highway System, Toll Credit
ROW	2017	\$312,180	\$0	\$0	\$312,180	National Highway System, Toll Credit
		\$724,680	\$0	\$0	\$724,680	

MPO: LRPC All Project Cost
\$4,932,763

2015 - 2018 STIP Report Project List

Amended
 7/11/2016

OSSIPEE

Regionally Significant: No
 Managed By: DOT
 CAA Code: ATT

13910

Scope: Intersection improvements at NH 41 with NH 16 including NH 25.

Phase	Year	Federal	State	Other	Total	Funding
PE	2016	\$137,500	\$0	\$0	\$137,500	National Highway System, Toll Credit
PE	2017	\$28,380	\$0	\$0	\$28,380	National Highway System, Toll Credit
PE	2018	\$29,288	\$0	\$0	\$29,288	National Highway System, Toll Credit
ROW	2017	\$45,408	\$0	\$0	\$45,408	National Highway System, Toll Credit
ROW	2018	\$11,715	\$0	\$0	\$11,715	National Highway System, Toll Credit
		\$252,291	\$0	\$0	\$252,291	

MPO: LRPC

All Project Cost
\$2,560,814

2015 - 2018 STIP Report Project List

Amended
 7/11/2016

OSSIPEE

Regionally Significant: No

14749

Managed By: DOT

CAA Code: ATT

Scope: NH 16/NH 25; Replace three Red List bridges, 137/299, 137/297, 152/268 & Resurface approx 3.2 miles.

Phase	Year	Federal	State	Other	Total	Funding
PE	2015	\$440,000	\$0	\$0	\$440,000	National Highway System, Toll Credit
PE	2016	\$440,000	\$0	\$0	\$440,000	National Highway System, Toll Credit
PE	2017	\$1,021,680	\$0	\$0	\$1,021,680	National Highway System, Toll Credit
PE	2018	\$11,715	\$0	\$0	\$11,715	National Highway System, Toll Credit
ROW	2015	\$192,500	\$0	\$0	\$192,500	National Highway System, Toll Credit
ROW	2016	\$110,000	\$0	\$0	\$110,000	National Highway System, Toll Credit
ROW	2017	\$22,704	\$0	\$0	\$22,704	National Highway System, Toll Credit
Construction	2018	\$3,748,884	\$0	\$0	\$3,748,884	National Highway System, Toll Credit
		\$5,987,484	\$0	\$0	\$5,987,484	

MPO: LRPC

All Project Cost

\$21,022,765

OSSIPEE

Regionally Significant: No

23818

Managed By: Muni/Local

CAA Code: ATT

Scope: Bridge Rehabilitation-Nudd Rd over Bearcamp River-Br. #108/333-Phase II-Whittier Covered Bridge

Phase	Year	Federal	State	Other	Total	Funding
PE	2016	\$48,000	\$9,600	\$2,400	\$60,000	Bridge Special, State Aid Bridge, Towns
PE	2017	\$49,536	\$9,907	\$2,477	\$61,920	Bridge Special, State Aid Bridge, Towns
Construction	2018	\$733,844	\$146,769	\$36,692	\$917,305	Bridge Special, State Aid Bridge, Towns
		\$831,380	\$166,276	\$41,569	\$1,039,225	

MPO: LRPC

All Project Cost

\$1,039,225

2015 - 2018 STIP Report Project List

Amended
 7/11/2016

PELHAM

Regionally Significant: No

16145

Managed By: DOT

CAA Code: ATT

Scope: MAIN ST OVER BEAVER BROOK - BR REPLACEMENT (BR. NO. 110/090) AND CULV REPLACEMENT (BR. NO. 111/090)

Phase	Year	Federal	State	Other	Total	Funding
PE	2017	\$11,352	\$0	\$0	\$11,352	STP-5 to 200K, Toll Credit
ROW	2017	\$8,514	\$0	\$0	\$8,514	Bridge On/Off System, Toll Credit
		\$19,866	\$0	\$0	\$19,866	

MPO: NRPC

All Project Cost

\$2,732,436

PEMBROKE

Regionally Significant: No

14477A

Managed By: DOT

CAA Code: ATT

Scope: intersection improvements at Pembroke Hill Road

Phase	Year	Federal	State	Other	Total	Funding
ROW	2015	\$55,000	\$0	\$0	\$55,000	Equity Bonus, Toll Credit
Construction	2015	\$1,439,222	\$0	\$16,902	\$1,456,123	FHWA Earmarks, Non Participating, STP-State Flexible, Toll Credit
		\$1,494,222	\$0	\$16,902	\$1,511,123	

MPO: CNHRPC

All Project Cost

\$2,341,123

2015 - 2018 STIP Report Project List

Amended
 7/11/2016

PETERBOROUGH

Regionally Significant: No
 Managed By: Muni/Local
 CAA Code: ATT

14772A

Scope: RECONSTRUCT US ROUTE 202 @ MAIN STREET INTERSECTION INCLUDING BOULDER RETAINING WALL STABILIZATION

Phase	Year	Federal	State	Other	Total	Funding
PE	2015	\$100,000	\$0	\$0	\$100,000	National Highway System, Toll Credit
PE	2016	\$127,002	\$0	\$0	\$127,002	National Highway System, Toll Credit
ROW	2016	\$92,880	\$0	\$0	\$92,880	STP-Areas Less Than 200K, Toll Credit
Construction	2017	\$2,130,048	\$0	\$0	\$2,130,048	STP-Areas Less Than 200K, Toll Credit
		\$2,449,930	\$0	\$0	\$2,449,930	

MPO: SWRPC

All Project Cost
\$2,727,199

Peterborough

Regionally Significant: No
 Managed By: DOT
 CAA Code: ATT

15879

Scope: Bridge Replacement and Widening, US 202 & NH 101 over Contoocook River (Red LIST)

Phase	Year	Federal	State	Other	Total	Funding
PE	2015	\$220,000	\$0	\$0	\$220,000	National Highway System, Toll Credit
PE	2016	\$110,000	\$0	\$0	\$110,000	National Highway System, Toll Credit
		\$330,000	\$0	\$0	\$330,000	

MPO: SWRPC

All Project Cost
\$5,798,150

2015 - 2018 STIP Report Project List

Amended
7/11/2016

PLAISTOW - KINGSTON

Regionally Significant: No
Managed By: DOT
CAA Code: ATT

10044E

Scope: Reconstruct NH 125: anticipated 3 lanes, from south of town line northerly approx 1.8 mi

Phase	Year	Federal	State	Other	Total	Funding
PE	2017	\$567,600	\$0	\$0	\$567,600	National Highway System, Toll Credit
PE	2018	\$2,190,754	\$0	\$0	\$2,190,754	National Highway System, Toll Credit
		\$2,758,354	\$0	\$0	\$2,758,354	

MPO: RPC

All Project Cost
\$31,158,009

PLAISTOW

Regionally Significant: No
Managed By: DOT
CAA Code: ATT

10044G

Scope: RECONSTRUCT NH 125, from EAST ROAD to OLD ROAD

Phase	Year	Federal	State	Other	Total	Funding
Construction	2015	\$7,782,496	\$0	\$367,566	\$8,150,061	National Highway System, Non Participating, Toll Credit
		\$7,782,496	\$0	\$367,566	\$8,150,061	

MPO: RPC

All Project Cost
\$8,150,061

Plaistow Kingston

Regionally Significant: No
Managed By: DOT
CAA Code: ATT

10044K

Scope: NH 125 Reconstruction East Road, Plaistow northerly approximately 6.0 mile to Main St. Kingston.

Phase	Year	Federal	State	Other	Total	Funding
PE	2015	\$110,000	\$0	\$0	\$110,000	STP-State Flexible, Toll Credit
ROW	2015	\$440,000	\$0	\$0	\$440,000	STP-State Flexible, Toll Credit
		\$550,000	\$0	\$0	\$550,000	

MPO: RPC

All Project Cost
\$3,930,300

2015 - 2018 STIP Report Project List

Amended
 7/11/2016

PORTSMOUTH

Regionally Significant: No
 Managed By: DOT
 CAA Code: ATT

13455

Scope: US 1 Bypass: Replace bridges along US Route 1 Bypass

Phase	Year	Federal	State	Other	Total	Funding
PE	2015	\$941,918	\$0	\$0	\$941,918	Bridge On System, Bridge On/Off System, STP-5 to 200K, STP-State Flexible, Toll Credit
ROW	2016	\$16,500	\$0	\$0	\$16,500	Bridge On/Off System, Toll Credit
		\$958,418	\$0	\$0	\$958,418	

MPO: RPC

All Project Cost
\$9,419,851

Portsmouth

Regionally Significant: No
 Managed By: DOT
 CAA Code: ATT

13455E

Scope: Albacore Access Road reconstruction and intersection improvements with US 1 Bypass and Market Street

Phase	Year	Federal	State	Other	Total	Funding
Construction	2016	\$1,419,000	\$0	\$0	\$1,419,000	National Highway System, Toll Credit
		\$1,419,000	\$0	\$0	\$1,419,000	

MPO: RPC

All Project Cost
\$1,419,000

Portsmouth

Regionally Significant: No
 Managed By: DOT
 CAA Code: ATT

20222A

Scope: Expand Portsmouth Transportation Center parking to accommodate future needs.

Phase	Year	Federal	State	Other	Total	Funding
Construction	2016	\$510,840	\$0	\$0	\$510,840	Congestion Mitigation and Air Quality Program, Toll Credit
		\$510,840	\$0	\$0	\$510,840	

MPO: RPC

All Project Cost
\$675,840

2015 - 2018 STIP Report Project List

Amended
 7/11/2016

Portsmouth

Regionally Significant: No
 Managed By: DOT
 CAA Code: ATT

20222B

Scope: Re-stripe existing lot & minor widening to accommodate immediate need for East-West Express service

Phase	Year	Federal	State	Other	Total	Funding
Construction	2015	\$38,693	\$0	\$0	\$38,693	Congestion Mitigation and Air Quality Program, Toll Credit
		\$38,693	\$0	\$0	\$38,693	

MPO: RPC

All Project Cost
\$883,501

PORTSMOUTH

Regionally Significant: No
 Managed By: Muni/Local
 CAA Code: ATT

20258

Scope: Const. new sidewalk and striped bicycle shoulders and associated drainage along Peverly Hill Road.

Phase	Year	Federal	State	Other	Total	Funding
PE	2016	\$106,108	\$0	\$103,199	\$209,307	Congestion Mitigation and Air Quality Program, Non Participating, Towns
ROW	2016	\$12,000	\$0	\$3,000	\$15,000	Congestion Mitigation and Air Quality Program, Towns
Construction	2017	\$377,735	\$0	\$802,594	\$1,180,329	Congestion Mitigation and Air Quality Program, Non Participating, Towns
		\$495,843	\$0	\$908,793	\$1,404,636	

MPO: RPC

All Project Cost
\$1,404,636

2015 - 2018 STIP Report Project List

Amended
 7/11/2016

PORTSMOUTH

Regionally Significant: No
 Managed By: DOT
 CAA Code: ATT

29640

Scope: US Rte 1 Improvements (1 mi.) from Constitution Dr to Wilson Rd and from Ocean Rd to White Cedar Dr

Phase	Year	Federal	State	Other	Total	Funding
PE	2017	\$141,900	\$0	\$0	\$141,900	STP-State Flexible, Toll Credit
PE	2018	\$351,458	\$0	\$0	\$351,458	STP-State Flexible, Toll Credit
ROW	2018	\$29,288	\$0	\$0	\$29,288	STP-State Flexible, Toll Credit
		\$522,646	\$0	\$0	\$522,646	

MPO: RPC

All Project Cost
\$9,067,840

PORTSMOUTH

Regionally Significant: No
 Managed By: Muni/Local
 CAA Code: ATT

29781

Scope: Upgrade 5 existing traffic controllers and interconnects on Woodbury Ave. Market St. and Granite St

Phase	Year	Federal	State	Other	Total	Funding
PE	2015	\$125,600	\$0	\$31,400	\$157,000	Congestion Mitigation and Air Quality Program, Towns
Construction	2017	\$229,044	\$0	\$57,261	\$286,305	Congestion Mitigation and Air Quality Program, Towns
		\$354,644	\$0	\$88,661	\$443,305	

MPO: RPC

All Project Cost
\$443,305

2015 - 2018 STIP Report Project List

Amended
 7/11/2016

Portsmouth, NH - Kittery, ME

Regionally Significant: No
 Managed By: DOT
 CAA Code: ATT

15731

Scope: Bridge Replacement, US 1 Bypass over Piscataqua River (Sarah Mildred Long Bridge) (Red List)

Phase	Year	Federal	State	Other	Total	Funding
PE	2015	\$0	\$0	\$750,000	\$750,000	Maine
ROW	2015	\$0	\$0	\$50,000	\$50,000	Maine
ROW	2017	\$2,734,697	\$0	\$0	\$2,734,697	STP-State Flexible, Toll Credit
ROW	2018	\$4,686,212	\$0	\$0	\$4,686,212	STP-State Flexible, Toll Credit
Construction	2015	\$30,031,421	\$0	\$48,480,000	\$78,511,421	Bridge On/Off System, Maine, National Highway System, Other, Redistribution, STP-Areas Less Than 200K, STP-State Flexible, Toll Credit
Construction	2016	\$9,568,579	\$0	\$35,820,000	\$45,388,579	Maine, National Highway System, STP-State Flexible, Toll Credit
Construction	2017	\$19,800,000	\$0	\$12,000,000	\$31,800,000	Maine, National Highway System, Toll Credit
Construction	2018	\$22,166,293	\$0	\$2,912,284	\$25,078,577	Maine, National Highway System, Toll Credit
		\$88,987,201	\$0	\$100,012,284	\$188,999,485	

MPO: RPC

All Project Cost
\$208,345,546

PORTSMOUTH, NH - KITTERY, ME

Regionally Significant: Yes
 Managed By: DOT
 CAA Code: ATT

16189

Scope: REHABILITATION OF BRIDGE OVER PISCATAQUA RIVER (HIGH LEVEL BRIDGE)

Phase	Year	Federal	State	Other	Total	Funding
Construction	2018	\$0	\$1,978,389	\$3,956,777	\$5,935,166	Maine, Turnpike Renewal & Replacement
		\$0	\$1,978,389	\$3,956,777	\$5,935,166	

MPO: RPC

All Project Cost
\$8,104,888

2015 - 2018 STIP Report Project List

Amended
 7/11/2016

Portsmouth-Kittery

Regionally Significant: No
 Managed By: DOT
 CAA Code: ATT

13678H

Scope: Preparation of the National Register Historic District Nomination for Portsmouth Downtown District

Phase	Year	Federal	State	Other	Total	Funding
Construction	2015	\$55,000	\$0	\$50,000	\$105,000	Maine, STP-State Flexible, Toll Credit
		\$55,000	\$0	\$50,000	\$105,000	

MPO: RPC

All Project Cost
\$183,750

Portsmouth-Manchester

Regionally Significant: No
 Managed By: DOT
 CAA Code: ATT

68087

Scope: Bus Service Between Portsmouth & Manchester. Connect Portsmouth, Downtown Manchester & BR Airport

Phase	Year	Federal	State	Other	Total	Funding
Other	2015	\$833,333	\$0	\$0	\$833,333	FTA 5307 Capital and Operating Program, Toll Credit
Other	2016	\$500,000	\$0	\$0	\$500,000	FTA 5307 Capital and Operating Program, Toll Credit
		\$1,333,333	\$0	\$0	\$1,333,333	

MPO: RPC, SNHPC

All Project Cost
\$2,500,000

2015 - 2018 STIP Report Project List

Amended
 7/11/2016

ROCHESTER

Regionally Significant: No
 Managed By: Muni/Local
 CAA Code: ATT

14350

Scope: INTERSECTION IMPROVEMENTS TO IMPROVE SAFETY THROUGH STRAFFORD SQ, NORTH MAIN, & WASHINGTON ST

Phase	Year	Federal	State	Other	Total	Funding
PE	2016	\$800	\$0	\$375,343	\$376,143	Non Participating, STP-Areas Less Than 200K, Towns
ROW	2016	\$800	\$0	\$200	\$1,000	STP-State Flexible, Towns
Construction	2017	\$577,920	\$0	\$2,355,707	\$2,933,627	STP-State Flexible, Towns
		\$579,520	\$0	\$2,731,250	\$3,310,770	

MPO: SRPC

All Project Cost
\$4,025,770

ROXBURY - SULLIVAN

Regionally Significant: No
 Managed By: DOT
 CAA Code: ATT

10439

Scope: reconstruct shoulders and roadway and redlist bridge 093/061

Phase	Year	Federal	State	Other	Total	Funding
PE	2016	\$403,002	\$0	\$0	\$403,002	National Highway System, Toll Credit
PE	2017	\$62,436	\$0	\$0	\$62,436	National Highway System, Toll Credit
ROW	2016	\$275,000	\$0	\$0	\$275,000	National Highway System, Toll Credit
Construction	2017	\$3,139,345	\$0	\$0	\$3,139,345	National Highway System, Toll Credit
Construction	2018	\$2,558,614	\$639,653	\$0	\$3,198,267	NH Highway Fund, National Highway System
		\$6,438,396	\$639,653	\$0	\$7,078,049	

MPO: SWRPC

All Project Cost
\$12,070,112

2015 - 2018 STIP Report Project List

Amended
 7/11/2016

SALEM

Regionally Significant: No

12334

Managed By: Muni/Local

CAA Code: ATT

Scope: RECONSTRUCT DEPOT INTERSECTON NH 28 (BROADWAY) AND NH 97 (MAIN STREET) ADD TURN LANES ON NH 28 MUPCA

Phase	Year	Federal	State	Other	Total	Funding
PE	2016	\$229,783	\$0	\$57,446	\$287,229	STP-Areas Over 200K, Towns
ROW	2016	\$619,200	\$0	\$154,800	\$774,000	STP-Areas Over 200K, Towns
		\$848,983	\$0	\$212,246	\$1,061,229	

MPO: RPC

All Project Cost

\$4,153,597

SALEM

Regionally Significant: No

16031

Managed By: Muni/Local

CAA Code: ATT

Scope: MULTI-USE TRAIL IMPROVEMENTS IN WINDHAM & SALEM [09-47TE]

Phase	Year	Federal	State	Other	Total	Funding
PE	2015	\$750	\$0	\$250	\$1,000	STP-Enhancement, Towns
ROW	2015	\$750	\$0	\$250	\$1,000	STP-Enhancement, Towns
Construction	2015	\$876,785	\$0	\$292,262	\$1,169,046	STP-Enhancement, Towns
		\$878,285	\$0	\$292,762	\$1,171,046	

MPO: RPC, SNHPC

All Project Cost

\$1,330,979

SALEM TO MANCHESTER

Regionally Significant: No

10418H

Managed By: DOT

CAA Code: ATT

Scope: I-93 - EXIT 3 PARK & RIDE @ (Windham) (CMAQ Program) [Part of 04-33CM]

Phase	Year	Federal	State	Other	Total	Funding
Construction	2016	\$2,750,000	\$0	\$0	\$2,750,000	Congestion Mitigation and Air Quality Program, Toll Credit
		\$2,750,000	\$0	\$0	\$2,750,000	

MPO: SNHPC

All Project Cost

\$2,750,000

2015 - 2018 STIP Report Project List

Amended
 7/11/2016

SALEM TO MANCHESTER

Regionally Significant: No
 Managed By: DOT
 CAA Code: E-21

10418L

Scope: Implement and provide operational support for expanded commuter bus service

Phase	Year	Federal	State	Other	Total	Funding
Construction	2015	\$540,000	\$0	\$692,611	\$1,232,611	National Highway System, Non Participating, Toll Credit
Construction	2016	\$1,684,304	\$0	\$0	\$1,684,304	FTA 5307 Capital and Operating Program, National Highway System, Toll Credit
Construction	2017	\$1,535,328	\$0	\$0	\$1,535,328	FTA 5307 Capital and Operating Program, National Highway System, Toll Credit
Construction	2018	\$725,000	\$0	\$0	\$725,000	National Highway System, Toll Credit
		\$4,484,632	\$0	\$692,611	\$5,177,243	

MPO: RPC, SNHPC

All Project Cost
\$19,127,243

SALEM TO MANCHESTER

Regionally Significant: No
 Managed By: DOT
 CAA Code: E-6

10418T

Scope: CORRIDOR SERVICE PATROL (Salem to Manchester)

Phase	Year	Federal	State	Other	Total	Funding
PE	2015	\$100,000	\$0	\$0	\$100,000	National Highway System, Toll Credit
PE	2017	\$103,200	\$0	\$0	\$103,200	National Highway System, Toll Credit
		\$203,200	\$0	\$0	\$203,200	

MPO: RPC, SNHPC

All Project Cost
\$902,552

2015 - 2018 STIP Report Project List

Amended
 7/11/2016

SALEM TO MANCHESTER

Regionally Significant: No
 Managed By: DOT
 CAA Code: LMP

10418W

Scope: Chloride Reduction Efforts

Phase	Year	Federal	State	Other	Total	Funding
PE	2017	\$1,065,024	\$0	\$0	\$1,065,024	FHWA Earmarks, National Highway System, Toll Credit
		\$1,065,024	\$0	\$0	\$1,065,024	

MPO: RPC, SNHPC

All Project Cost
\$5,071,811

Salem to Manchester

Regionally Significant: No
 Managed By: DOT
 CAA Code: LMP

10418X

Scope: Final Design (PE) and ROW for I-93 Salem to Manchester corridor post September 4, 2014

Phase	Year	Federal	State	Other	Total	Funding
PE	2015	\$2,229,814	\$30,564	\$0	\$2,260,377	STP-Areas Over 200K, STP-State Flexible, Toll Credit, Turnpike Program
PE	2016	\$1,069,558	\$23,992	\$2,610	\$1,096,160	Non Participating, STP-Areas Over 200K, Toll Credit, Turnpike Program
PE	2017	\$21,509	\$34,332	\$1,598	\$57,439	NH Highway Fund, Non Participating, STP-Areas Over 200K, Turnpike Program
PE	2018	\$21,573	\$34,460	\$1,649	\$57,682	NH Highway Fund, Non Participating, STP-Areas Over 200K, Turnpike Program
ROW	2015	\$2,155,000	\$0	\$0	\$2,155,000	STP-Areas Over 200K, STP-State Flexible, Toll Credit
ROW	2016	\$454,080	\$113,520	\$0	\$567,600	NH Highway Fund, STP-Areas Over 200K
		\$5,951,534	\$236,868	\$5,856	\$6,194,258	

MPO: RPC, SNHPC

All Project Cost
\$7,084,851

2015 - 2018 STIP Report Project List

Amended
 7/11/2016

SALEM TO MANCHESTER

Regionally Significant: No

13933E

Managed By: DOT

CAA Code: LMP

Scope: EXIT 2 INTERCHANGE RECONSTRUCTION, INCLUDING I-93 MAINLINE & NH97, INCLUDES BRS 068/078 & 070/079

Phase	Year	Federal	State	Other	Total	Funding
Construction	2015	\$0	\$13,559,511	\$0	\$13,559,511	Garvee Bond Initial Expenditure
		\$0	\$13,559,511	\$0	\$13,559,511	

MPO: RPC

All Project Cost

\$45,179,985

SALEM TO MANCHESTER

Regionally Significant: No

13933H

Managed By: DOT

CAA Code: LMP

Scope: I-93 Exit 3 Area - Construct NB Mainline & Ramps, NH 111A and eastern end of NH 111 (Windham)

Phase	Year	Federal	State	Other	Total	Funding
Construction	2015	\$6,063,877	\$6,621,796	\$157,600	\$12,843,273	Betterment, Garvee Bond Initial Expenditure, National Highway System, Non Participating, Toll Credit
Construction	2016	\$5,566,769	\$0	\$0	\$5,566,769	National Highway System, Toll Credit
		\$11,630,646	\$6,621,796	\$157,600	\$18,410,042	

MPO: RPC, SNHPC

All Project Cost

\$35,910,042

SALEM TO MANCHESTER

Regionally Significant: No

13933I

Managed By: DOT

CAA Code: LMP

Scope: Exit 3 Area SB Mainline and NH 111 (Windham & Salem)

Phase	Year	Federal	State	Other	Total	Funding
Construction	2015	\$0	\$8,203,821	\$0	\$8,203,821	Garvee Bond Initial Expenditure
Construction	2016	\$0	\$773,780	\$0	\$773,780	Garvee Bond Initial Expenditure
		\$0	\$8,977,601	\$0	\$8,977,601	

MPO: RPC, SNHPC

All Project Cost

\$35,364,052

2015 - 2018 STIP Report Project List

Amended
 7/11/2016

Salem to Manchester

Regionally Significant: Yes
 Managed By: DOT
 CAA Code: LMP

14633

Scope: Debt Service Project for I-93 Capacity Improvements - Northern Projects

Phase	Year	Federal	State	Other	Total	Funding
Construction	2017	\$0	\$463,357	\$0	\$463,357	SB367-4-Cents
Construction	2018	\$0	\$1,137,511	\$0	\$1,137,511	SB367-4-Cents
		\$0	\$1,600,868	\$0	\$1,600,868	

MPO: SNHPC

All Project Cost
\$230,727,856

SALEM TO MANCHESTER

Regionally Significant: No
 Managed By: DOT
 CAA Code: LMP

14633B

Scope: NB & SB Mainline, Weigh Station to Kendall Pond Rd (Windham & Derry)

Phase	Year	Federal	State	Other	Total	Funding
Construction	2016	\$3,396,025	\$51,933,866	\$0	\$55,329,891	Anticipated FHWA Funds, STP-State Flexible, Toll Credit
		\$3,396,025	\$51,933,866	\$0	\$55,329,891	

MPO: SNHPC

All Project Cost
\$55,329,891

SALEM TO MANCHESTER

Regionally Significant: No
 Managed By: DOT
 CAA Code: LMP

14633D

Scope: Exit 4 Interchange, NB & SB Mainline & NH 102 approach work

Phase	Year	Federal	State	Other	Total	Funding
Construction	2016	\$68,721,254	\$0	\$0	\$68,721,254	TIFIA
Construction	2017	\$1,054,374	\$117,153	\$0	\$1,171,526	NH Highway Fund, National Highway System
Construction	2018	\$1,088,114	\$120,902	\$0	\$1,209,015	NH Highway Fund, National Highway System
		\$70,863,741	\$238,054	\$0	\$71,101,795	

MPO: SNHPC

All Project Cost
\$73,386,252

2015 - 2018 STIP Report Project List

Amended
 7/11/2016

SALEM TO MANCHESTER

Regionally Significant: No
 Managed By: DOT
 CAA Code: LMP

14633H

Scope: I-93 NB & SB mainline reconstruction, Exit 5 to I-293 split (Londonderry & Manchester)

Phase	Year	Federal	State	Other	Total	Funding
Construction	2016	\$3,281,399	\$47,500,456	\$0	\$50,781,855	Anticipated FHWA Funds, National Highway System, Toll Credit
		\$3,281,399	\$47,500,456	\$0	\$50,781,855	

MPO: SNHPC

All Project Cost
\$50,781,855

SALEM TO MANCHESTER

Regionally Significant: No
 Managed By: DOT
 CAA Code: LMP

14633I

Scope: NB & SB mainline between Exits 4 and 5 (Londonderry)

Phase	Year	Federal	State	Other	Total	Funding
Construction	2016	\$34,179,673	\$0	\$0	\$34,179,673	TIFIA
Construction	2017	\$1,171,526	\$0	\$0	\$1,171,526	National Highway System, Toll Credit
Construction	2018	\$794,469	\$0	\$0	\$794,469	National Highway System, Toll Credit
		\$36,145,669	\$0	\$0	\$36,145,669	

MPO: SNHPC

All Project Cost
\$36,145,669

Salem to Manchester

Regionally Significant: No
 Managed By: DOT
 CAA Code: LMP

14633P

Scope: CTAP Phase 3; to fund eligible TOD and TDM planning projects within the CTAP RPC Regions.

Phase	Year	Federal	State	Other	Total	Funding
Planning	2017	\$1,509,816	\$0	\$0	\$1,509,816	National Highway System, Toll Credit
		\$1,509,816	\$0	\$0	\$1,509,816	

MPO: RPC, SNHPC

All Project Cost
\$1,509,816

2015 - 2018 STIP Report Project List

Amended
 7/11/2016

Salem to Manchester

Regionally Significant: No
 Managed By: DOT
 CAA Code: LMP

14633R

Scope: DES Land Grant Program

Phase	Year	Federal	State	Other	Total	Funding
ROW	2016	\$817,344	\$0	\$204,336	\$1,021,680	National Highway System, Other
ROW	2017	\$421,750	\$0	\$105,437	\$527,187	National Highway System, Other
ROW	2018	\$677,049	\$0	\$169,262	\$846,311	National Highway System, Other
		\$1,916,142	\$0	\$479,036	\$2,395,178	

MPO: RPC, SNHPC

All Project Cost
\$3,281,047

Salem to Manchester

Regionally Significant: No
 Managed By: DOT
 CAA Code: LMP

14633Z

Scope: Corridor Smart Work Zone

Phase	Year	Federal	State	Other	Total	Funding
Construction	2015	\$1,100,000	\$0	\$0	\$1,100,000	STP-Areas Over 200K, STP-State Flexible, Toll Credit
Construction	2016	\$440,000	\$0	\$0	\$440,000	STP-Areas Over 200K, Toll Credit
Construction	2017	\$553,122	\$0	\$0	\$553,122	STP-Areas Over 200K, Toll Credit
		\$2,093,122	\$0	\$0	\$2,093,122	

MPO: RPC, SNHPC

All Project Cost
\$2,093,122

2015 - 2018 STIP Report Project List

Amended
 7/11/2016

SALEM TO MANCHESTER

Regionally Significant: No

14800A

Managed By: DOT

CAA Code: LMP

Scope: MAINLINE, EXIT 1 TO STA. 1130 & NH38 (Salem), INCLUDES BRIDGES 073/063 & 077/063 {Both Red List}

Phase	Year	Federal	State	Other	Total	Funding
Construction	2015	\$1,803,034	\$0	\$0	\$1,803,034	Congestion Mitigation and Air Quality Program, National Highway System, RZED Subsidy, Toll Credit
Construction	2016	\$1,246,468	\$170,524	\$0	\$1,416,992	NH Highway Fund, National Highway System, RZED Subsidy
Construction	2017	\$1,245,983	\$171,009	\$0	\$1,416,992	NH Highway Fund, National Highway System, RZED Subsidy
Construction	2018	\$1,245,983	\$171,009	\$0	\$1,416,992	NH Highway Fund, National Highway System, RZED Subsidy
		\$5,541,469	\$512,541	\$0	\$6,054,010	

MPO: RPC

All Project Cost

\$50,116,000

SALEM TO MANCHESTER

Regionally Significant: No

14800B

Managed By: DOT

CAA Code: 0

Scope: I-93 Exit 5 Interchange Reconstruction (Londonderry) - Debt Service Project

Phase	Year	Federal	State	Other	Total	Funding
Construction	2015	\$1,578,383	\$135	\$0	\$1,578,518	Congestion Mitigation and Air Quality Program, NH Highway Fund, National Highway System, RZED Subsidy, STP-Areas Over 200K, Toll Credit
Construction	2016	\$1,593,122	\$0	\$0	\$1,593,122	National Highway System, RZED Subsidy, Toll Credit
Construction	2017	\$1,400,857	\$192,265	\$0	\$1,593,122	NH Highway Fund, National Highway System, RZED Subsidy
Construction	2018	\$1,400,857	\$192,265	\$0	\$1,593,122	Bridge On/Off System, NH Highway Fund, RZED Subsidy
		\$5,973,220	\$384,664	\$0	\$6,357,884	

MPO: SNHPC

All Project Cost

\$58,338,243

2015 - 2018 STIP Report Project List

Amended
 7/11/2016

SALEM TO MANCHESTER

Regionally Significant: No

14800C

Managed By: DOT

CAA Code: 0

Scope: PROJECT INITIATED TO TRACK GARVEE BOND DEBT SERVICE ATTRIBUTABLE TO THE 13933N PROJECT

Phase	Year	Federal	State	Other	Total	Funding
Construction	2015	\$636,373	\$0	\$0	\$636,373	Congestion Mitigation and Air Quality Program, Interstate Maintenance, National Highway System, RZED Subsidy, Redistribution, STP-Areas Over 200K, STP-State Flexible, Toll Credit
Construction	2016	\$524,041	\$0	\$0	\$524,041	National Highway System, RZED Subsidy, Toll Credit
Construction	2017	\$524,041	\$0	\$0	\$524,041	National Highway System, RZED Subsidy, Toll Credit
Construction	2018	\$460,798	\$63,244	\$0	\$524,041	NH Highway Fund, National Highway System, RZED Subsidy
		\$2,145,254	\$63,244	\$0	\$2,208,497	

MPO: SNHPC

All Project Cost

\$18,362,236

SALEM TO MANCHESTER

Regionally Significant: No

14800D

Managed By: DOT

CAA Code: 0

Scope: I-93 Exit 3 area - Reconstruct SB ML, NH111 & SB on ramp (Windham) - debt service project for 13933I

Phase	Year	Federal	State	Other	Total	Funding
Construction	2015	\$4,763,570	\$0	\$0	\$4,763,570	Congestion Mitigation and Air Quality Program, Toll Credit
Construction	2016	\$4,763,570	\$0	\$0	\$4,763,570	National Highway System, Toll Credit
Construction	2017	\$3,811,077	\$952,769	\$0	\$4,763,846	NH Highway Fund, National Highway System
Construction	2018	\$3,810,108	\$952,527	\$0	\$4,762,635	NH Highway Fund, National Highway System
		\$17,148,326	\$1,905,296	\$0	\$19,053,622	

MPO: SNHPC

All Project Cost

\$37,597,702

2015 - 2018 STIP Report Project List

Amended
 7/11/2016

SALEM TO MANCHESTER

Regionally Significant: No

14800E

Managed By: DOT

CAA Code: LMP

Scope: I-93 Exit 2 Interchange reconstruction & Pelham Rd - debt service project for 13933E (Salem)

Phase	Year	Federal	State	Other	Total	Funding
Construction	2015	\$6,136,033	\$0	\$0	\$6,136,033	National Highway System, Toll Credit
Construction	2016	\$6,166,274	\$0	\$0	\$6,166,274	STP-State Flexible, Toll Credit
Construction	2017	\$4,933,305	\$1,233,326	\$0	\$6,166,631	Interstate Maintenance, NH Highway Fund, National Highway System
Construction	2018	\$4,932,051	\$1,233,013	\$0	\$6,165,064	Bridge On/Off System, NH Highway Fund, National Highway System
		\$22,167,664	\$2,466,339	\$0	\$24,634,003	

MPO: RPC

All Project Cost

\$47,708,510

SALEM TO MANCHESTER

Regionally Significant: No

14800F

Managed By: DOT

CAA Code: 0

Scope: I-93 Exit 3 area -NB ML connections, NB Ramps & NH 111A relocation - debt service project for 13933H

Phase	Year	Federal	State	Other	Total	Funding
Construction	2015	\$3,219,887	\$0	\$157,600	\$3,377,487	Congestion Mitigation and Air Quality Program, National Highway System, Non Participating, Toll Credit
Construction	2016	\$10,031,169	\$2,497,958	\$0	\$12,529,127	NH Highway Fund, National Highway System, RZED Subsidy
Construction	2017	\$2,622,213	\$645,761	\$0	\$3,267,974	NH Highway Fund, National Highway System, RZED Subsidy
Construction	2018	\$2,621,569	\$645,600	\$0	\$3,267,168	NH Highway Fund, National Highway System, RZED Subsidy
		\$18,494,838	\$3,789,318	\$157,600	\$22,441,756	

MPO: RPC, SNHPC

All Project Cost

\$38,202,496

2015 - 2018 STIP Report Project List

Amended
 7/11/2016

Salem-Manchester

Regionally Significant: No
 Managed By: DOT
 CAA Code: LMP

10418V

Scope: Final design services for PE & ROW

Phase	Year	Federal	State	Other	Total	Funding
PE	2015	\$2,598,935	\$0	\$0	\$2,598,935	National Highway System, Toll Credit
ROW	2015	\$285,634	\$0	\$0	\$285,634	National Highway System, Toll Credit
		\$2,884,568	\$0	\$0	\$2,884,568	

MPO: RPC, SNHPC

All Project Cost
\$10,334,568

Salem-Manchester

Regionally Significant: No
 Managed By: DOT
 CAA Code: 0

14800H

Scope: Final Design Services for PE & ROW

Phase	Year	Federal	State	Other	Total	Funding
PE	2015	\$1,216,520	\$0	\$0	\$1,216,520	Congestion Mitigation and Air Quality Program, Toll Credit
PE	2016	\$1,234,181	\$0	\$0	\$1,234,181	STP-State Flexible, Toll Credit
PE	2017	\$1,018,998	\$254,750	\$0	\$1,273,748	NH Highway Fund, National Highway System
PE	2018	\$1,051,339	\$262,835	\$0	\$1,314,174	NH Highway Fund, National Highway System
ROW	2015	\$204,240	\$0	\$0	\$204,240	Congestion Mitigation and Air Quality Program, National Highway System, Toll Credit
ROW	2016	\$207,205	\$0	\$0	\$207,205	STP-State Flexible, Toll Credit
ROW	2017	\$171,078	\$42,770	\$0	\$213,848	NH Highway Fund, National Highway System
ROW	2018	\$176,508	\$44,127	\$0	\$220,635	NH Highway Fund, National Highway System
		\$5,280,068	\$604,481	\$0	\$5,884,549	

MPO: RPC, SNHPC

All Project Cost
\$11,018,183

2015 - 2018 STIP Report Project List

Amended
7/11/2016

Sanbornton

Regionally Significant: No
Managed By: DOT
CAA Code: ATT

16154

Scope: Box Culvert Rehabilitation, I-93 NB over Salmon Brook (Red List)

Phase	Year	Federal	State	Other	Total	Funding
PE	2016	\$77,000	\$0	\$0	\$77,000	Bridge On/Off System, Toll Credit
		\$77,000	\$0	\$0	\$77,000	

MPO: LRPC

All Project Cost
\$1,143,212

SEABROOK TO PORTSMOUTH

Regionally Significant: No
Managed By: DOT
CAA Code: ATT

11151E

Scope: ITS FIELD DEVICE DEPLOYMENT FOR TMC OPERATIONS

Phase	Year	Federal	State	Other	Total	Funding
PE	2015	\$37,488	\$9,372	\$0	\$46,860	Congestion Mitigation and Air Quality Program, Turnpike Capital
Construction	2015	\$549,078	\$137,269	\$0	\$686,347	Congestion Mitigation and Air Quality Program, Turnpike Capital
		\$586,566	\$146,641	\$0	\$733,207	

MPO: RPC, SRPC

All Project Cost
\$6,062,389

SPRINGFIELD

Regionally Significant: No
Managed By: DOT
CAA Code: ATT

20509

Scope: GEORGES MILLS ROAD OVER STAR LAKE OUTLET AT INT. OF FISHER CORNER RD - REPLACE TWIN 5' DIA. CULVERTS

Phase	Year	Federal	State	Other	Total	Funding
PE	2015	\$49,500	\$0	\$0	\$49,500	STP-State Flexible, Toll Credit
PE	2017	\$5,676	\$0	\$0	\$5,676	STP-State Flexible, Toll Credit
PE	2018	\$35,146	\$0	\$0	\$35,146	STP-State Flexible, Toll Credit
ROW	2017	\$11,352	\$0	\$0	\$11,352	STP-State Flexible, Toll Credit
		\$101,674	\$0	\$0	\$101,674	

MPO: UVLSRPC

All Project Cost
\$1,002,181

2015 - 2018 STIP Report Project List

Amended
7/11/2016

STATEWIDE - STIC

Regionally Significant: Yes
Managed By: DOT
CAA Code: LMP

40792

Scope: 2016 STIC Incentive for 1) Mobile Devices and 2) Design-Build documentation

Phase	Year	Federal	State	Other	Total	Funding
Other	2016	\$110,000	\$27,500	\$0	\$137,500	NHDOT Operating Budget, Other
		\$110,000	\$27,500	\$0	\$137,500	

MPO: Undetermined

All Project Cost
\$137,500

STATEWIDE

Regionally Significant: No
Managed By: DOT
CAA Code: ATT

15610

Scope: Installation of Road and Weather Information Systems (RWIS)

Phase	Year	Federal	State	Other	Total	Funding
Construction	2015	\$33,000	\$0	\$0	\$33,000	STP-State Flexible, Toll Credit
		\$33,000	\$0	\$0	\$33,000	

MPO: Undetermined

All Project Cost
\$185,796

Statewide

Regionally Significant: No
Managed By: DOT
CAA Code: ATT

20226

Scope: Evaluate & Optimize timing at 65 signalized intersections to improve traffic flow and reduce delays.

Phase	Year	Federal	State	Other	Total	Funding
PE	2016	\$82,500	\$0	\$0	\$82,500	Congestion Mitigation and Air Quality Program, Toll Credit
Construction	2016	\$27,500	\$0	\$0	\$27,500	Congestion Mitigation and Air Quality Program, Toll Credit
		\$110,000	\$0	\$0	\$110,000	

MPO: Undetermined

All Project Cost
\$330,000

2015 - 2018 STIP Report Project List

Amended
7/11/2016

STATEWIDE

Regionally Significant: No

CBI

Managed By: DOT

CAA Code: ALL

Scope: COMPLEX BRIDGE INSPECTION (PARENT)

Phase	Year	Federal	State	Other	Total	Funding
PE	2015	\$350,000	\$0	\$0	\$350,000	STP-State Flexible, Toll Credit
PE	2016	\$245,000	\$0	\$0	\$245,000	STP-State Flexible, Toll Credit
PE	2017	\$250,000	\$0	\$0	\$250,000	STP-State Flexible, Toll Credit
PE	2018	\$250,000	\$0	\$0	\$250,000	STP-State Flexible, Toll Credit
		\$1,095,000	\$0	\$0	\$1,095,000	

MPO: Undetermined

All Project Cost

\$5,712,276

STATEWIDE

Regionally Significant: No

CRDR

Managed By: DOT

CAA Code: ALL

Scope: CULVERT REPLACEMENT/REHABILITATION & DRAINAGE REPAIRS (Annual Project)

Phase	Year	Federal	State	Other	Total	Funding
PE	2015	\$288,970	\$0	\$0	\$288,970	STP-State Flexible, Toll Credit
PE	2016	\$425,000	\$0	\$0	\$425,000	STP-State Flexible, Toll Credit
PE	2017	\$65,000	\$0	\$0	\$65,000	STP-State Flexible, Toll Credit
PE	2018	\$20,000	\$0	\$0	\$20,000	STP-State Flexible, Toll Credit
ROW	2015	\$50,000	\$0	\$0	\$50,000	STP-State Flexible, Toll Credit
ROW	2016	\$30,000	\$0	\$0	\$30,000	STP-State Flexible, Toll Credit
ROW	2018	\$30,000	\$0	\$0	\$30,000	STP-State Flexible, Toll Credit
Construction	2015	\$240,000	\$0	\$0	\$240,000	STP-State Flexible, Toll Credit
Construction	2016	\$2,242,000	\$0	\$0	\$2,242,000	STP-State Flexible, Toll Credit
Construction	2017	\$1,923,000	\$0	\$0	\$1,923,000	STP-State Flexible, Toll Credit
Construction	2018	\$683,000	\$0	\$0	\$683,000	STP-State Flexible, Toll Credit
Planning	2017	\$12,000	\$0	\$0	\$12,000	STP-State Flexible, Toll Credit
Planning	2018	\$20,000	\$0	\$0	\$20,000	STP-State Flexible, Toll Credit
		\$6,028,970	\$0	\$0	\$6,028,970	

MPO: Undetermined

All Project Cost

\$25,512,970

2015 - 2018 STIP Report Project List

Amended
7/11/2016

STATEWIDE

Regionally Significant: No

FBRPI

Managed By: DOT

CAA Code: ALL

Scope: BRIDGE REHABILITATION, PAINTING, PRESERVATION & IMPROVEMENT PROJECTS (Federal Program)

Phase	Year	Federal	State	Other	Total	Funding
PE	2015	\$500,000	\$0	\$0	\$500,000	Bridge On/Off System, Toll Credit
PE	2016	\$1,000,000	\$0	\$0	\$1,000,000	Bridge On/Off System, Toll Credit
ROW	2015	\$20,000	\$0	\$0	\$20,000	Bridge On/Off System, Toll Credit
ROW	2016	\$20,000	\$0	\$0	\$20,000	Bridge On/Off System, Toll Credit
Construction	2015	\$7,880,000	\$0	\$0	\$7,880,000	Bridge On/Off System, Toll Credit
Construction	2016	\$10,250,000	\$0	\$0	\$10,250,000	Bridge On/Off System, Toll Credit
		\$19,670,000	\$0	\$0	\$19,670,000	

MPO: Undetermined

All Project Cost
\$71,186,290

STATEWIDE

Regionally Significant: No

GRR

Managed By: DOT

CAA Code: E-9

Scope: GUARDRAIL REPLACEMENT [Federal Aid Guardrail Improvement Program] (Annual Project)

Phase	Year	Federal	State	Other	Total	Funding
PE	2015	\$90,909	\$0	\$0	\$90,909	STP-State Flexible, Toll Credit
PE	2016	\$150,000	\$0	\$0	\$150,000	STP-State Flexible, Toll Credit
PE	2017	\$150,000	\$0	\$0	\$150,000	STP-State Flexible, Toll Credit
PE	2018	\$120,000	\$30,000	\$0	\$150,000	NH Highway Fund, STP-State Flexible
ROW	2016	\$5,000	\$0	\$0	\$5,000	STP-State Flexible, Toll Credit
ROW	2017	\$5,000	\$0	\$0	\$5,000	STP-State Flexible, Toll Credit
ROW	2018	\$4,000	\$1,000	\$0	\$5,000	NH Highway Fund, STP-State Flexible
Construction	2016	\$1,880,000	\$0	\$0	\$1,880,000	STP-State Flexible, Toll Credit
Construction	2017	\$1,880,000	\$0	\$0	\$1,880,000	STP-State Flexible, Toll Credit
Construction	2018	\$1,504,000	\$376,000	\$0	\$1,880,000	NH Highway Fund, STP-State Flexible
		\$5,788,909	\$407,000	\$0	\$6,195,909	

MPO: Undetermined

All Project Cost
\$18,405,909

2015 - 2018 STIP Report Project List

Amended
7/11/2016

STATEWIDE

Regionally Significant: No
Managed By: DOT
CAA Code: ALL

HSIP

Scope: HIGHWAY SAFETY IMPROVEMENT PROGRAM (HSIP)

Phase	Year	Federal	State	Other	Total	Funding
PE	2015	\$1,000,000	\$0	\$0	\$1,000,000	Highway Safety Improvement Program (HSIP), Toll Credit
PE	2016	\$900,000	\$0	\$0	\$900,000	Highway Safety Improvement Program (HSIP), Toll Credit
PE	2017	\$900,000	\$0	\$0	\$900,000	Highway Safety Improvement Program (HSIP), Toll Credit
PE	2018	\$810,000	\$90,000	\$0	\$900,000	Highway Safety Improvement Program (HSIP), NH Highway Fund
ROW	2015	\$500,000	\$0	\$0	\$500,000	Highway Safety Improvement Program (HSIP), Toll Credit
ROW	2016	\$400,000	\$0	\$0	\$400,000	Highway Safety Improvement Program (HSIP), Toll Credit
ROW	2017	\$400,000	\$0	\$0	\$400,000	Highway Safety Improvement Program (HSIP), Toll Credit
ROW	2018	\$360,000	\$40,000	\$0	\$400,000	Highway Safety Improvement Program (HSIP), NH Highway Fund
Construction	2015	\$7,500,000	\$0	\$0	\$7,500,000	Highway Safety Improvement Program (HSIP), Toll Credit
Construction	2016	\$7,500,000	\$0	\$0	\$7,500,000	Highway Safety Improvement Program (HSIP), Toll Credit
Construction	2017	\$7,500,000	\$0	\$0	\$7,500,000	Highway Safety Improvement Program (HSIP), Toll Credit
Construction	2018	\$6,750,000	\$750,000	\$0	\$7,500,000	Highway Safety Improvement Program (HSIP), NH Highway Fund
Planning	2016	\$200,000	\$0	\$0	\$200,000	Highway Safety Improvement Program (HSIP), Toll Credit
Planning	2017	\$200,000	\$0	\$0	\$200,000	Highway Safety Improvement Program (HSIP), Toll Credit
Planning	2018	\$180,000	\$20,000	\$0	\$200,000	Highway Safety Improvement Program (HSIP), NH Highway Fund
		\$35,100,000	\$900,000	\$0	\$36,000,000	

MPO: Undetermined

All Project Cost
\$107,415,000

2015 - 2018 STIP Report Project List

Amended
7/11/2016

STATEWIDE

Regionally Significant: No

IMPPP

Managed By: DOT

CAA Code: E-10

Scope: INTERSTATE MAINTENANCE & INTERSTATE PAVEMENT PRESERVATION PROGRAM (Annual Program)

Phase	Year	Federal	State	Other	Total	Funding
PE	2015	\$700,000	\$0	\$0	\$700,000	Interstate Maintenance, Toll Credit
PE	2016	\$465,000	\$0	\$0	\$465,000	National Highway System, Toll Credit
Construction	2015	\$12,360,000	\$0	\$0	\$12,360,000	Interstate Maintenance, Restoration, Toll Credit
Construction	2016	\$18,100,000	\$0	\$0	\$18,100,000	Interstate Maintenance, National Highway System, Toll Credit
		\$31,625,000	\$0	\$0	\$31,625,000	

MPO: CNHRPC, LRPC, NCC, RPC, SNHPC, UVLSRPC

All Project Cost
\$71,680,392

STATEWIDE

Regionally Significant: No

MOBRR

Managed By: Muni/Local

CAA Code: ALL

Scope: MUNICIPAL OWNED BRIDGE REHABILITATION & REPLACEMENT PROJECTS (MOBRR PROGRAM)

Phase	Year	Federal	State	Other	Total	Funding
PE	2015	\$80,000	\$0	\$20,000	\$100,000	Bridge Off System, Other
PE	2016	\$80,000	\$0	\$20,000	\$100,000	Bridge Off System, Other
PE	2017	\$80,000	\$0	\$20,000	\$100,000	Bridge Off System, Other
PE	2018	\$80,000	\$0	\$20,000	\$100,000	Bridge Off System, Other
ROW	2016	\$160,000	\$0	\$40,000	\$200,000	Bridge Off System, Other
ROW	2017	\$40,000	\$0	\$10,000	\$50,000	Bridge Off System, Other
ROW	2018	\$40,000	\$0	\$10,000	\$50,000	Bridge Off System, Other
Construction	2015	\$5,200,000	\$0	\$1,300,000	\$6,500,000	Bridge Off System, Other
Construction	2016	\$3,600,000	\$0	\$900,000	\$4,500,000	Bridge Off System, Other
Construction	2017	\$3,600,000	\$0	\$900,000	\$4,500,000	Bridge Off System, Other
Construction	2018	\$3,600,000	\$0	\$900,000	\$4,500,000	Bridge Off System, Other
		\$16,560,000	\$0	\$4,140,000	\$20,700,000	

MPO: Undetermined

All Project Cost
\$57,700,000

2015 - 2018 STIP Report Project List

Amended
 7/11/2016

STATEWIDE

Regionally Significant: No

PRRCS

Managed By: DOT

CAA Code: ALL

Scope: PAVEMENT RESURFACING, REHABILITATION & CRACKSEAL PROGRAM & RELATED WORK (Annual Fed Res Prog)

Phase	Year	Federal	State	Other	Total	Funding
PE	2015	\$800,000	\$0	\$0	\$800,000	STP-State Flexible, Toll Credit
PE	2016	\$850,000	\$0	\$0	\$850,000	STP-State Flexible, Toll Credit
ROW	2015	\$25,000	\$0	\$0	\$25,000	STP-State Flexible, Toll Credit
ROW	2016	\$25,000	\$0	\$0	\$25,000	STP-State Flexible, Toll Credit
Construction	2015	\$19,000,000	\$0	\$0	\$19,000,000	STP-State Flexible, Toll Credit
Construction	2016	\$19,725,000	\$0	\$0	\$19,725,000	STP-State Flexible, Toll Credit
Construction	2017	\$11,350,000	\$0	\$0	\$11,350,000	STP-State Flexible, Toll Credit
		\$51,775,000	\$0	\$0	\$51,775,000	

MPO: Undetermined

All Project Cost

\$129,035,000

STATEWIDE

Regionally Significant: No

PVMRK

Managed By: DOT

CAA Code: ALL

Scope: Statewide Pavement Marking Annual Project

Phase	Year	Federal	State	Other	Total	Funding
Construction	2015	\$3,100,000	\$0	\$0	\$3,100,000	STP-State Flexible, Toll Credit
Construction	2016	\$3,100,000	\$0	\$0	\$3,100,000	STP-State Flexible, Toll Credit
Construction	2017	\$3,100,000	\$0	\$0	\$3,100,000	STP-State Flexible, Toll Credit
Construction	2018	\$3,100,000	\$0	\$0	\$3,100,000	STP-State Flexible, Toll Credit
		\$12,400,000	\$0	\$0	\$12,400,000	

MPO: Undetermined

All Project Cost

\$49,600,000

2015 - 2018 STIP Report Project List

Amended
7/11/2016

STATEWIDE

Regionally Significant: No

RCTRL

Managed By: Other

CAA Code: ALL

Scope: RECREATIONAL TRAILS FUND ACT- PROJECTS SELECTED ANNUALLY

Phase	Year	Federal	State	Other	Total	Funding
PE	2015	\$84,700	\$0	\$48,000	\$132,700	Non Participating, Recreational Trails, Toll Credit
PE	2016	\$33,600	\$0	\$8,400	\$42,000	DRED, Recreational Trails
ROW	2015	\$5,390	\$0	\$100	\$5,490	Non Participating, Recreational Trails, Toll Credit
Construction	2015	\$1,528,346	\$820,000	\$104,609	\$2,452,955	Betterment, DRED, Recreational Trails, Toll Credit
Construction	2016	\$1,121,680	\$0	\$280,420	\$1,402,100	DRED, Recreational Trails
Other	2016	\$94,720	\$0	\$23,680	\$118,400	DRED, Recreational Trails
Other	2017	\$1,032,000	\$0	\$258,000	\$1,290,000	DRED, Recreational Trails
Other	2018	\$1,065,024	\$0	\$266,256	\$1,331,280	DRED, Recreational Trails
		\$4,965,460	\$820,000	\$989,465	\$6,774,925	

MPO: Undetermined

All Project Cost
\$19,078,987

2015 - 2018 STIP Report Project List

Amended
 7/11/2016

STATEWIDE

Regionally Significant: No

RRRCS

Managed By: DOT

CAA Code: E-1

Scope: RECONSTRUCTION OF CROSSINGS, SIGNALS, & RELATED WORK (Annual Project)

Phase	Year	Federal	State	Other	Total	Funding
PE	2015	\$40,000	\$0	\$0	\$40,000	RL - Rail Highway, Toll Credit
PE	2016	\$50,000	\$0	\$0	\$50,000	RL - Rail Highway, Toll Credit
PE	2017	\$50,000	\$0	\$0	\$50,000	RL - Rail Highway, Toll Credit
PE	2018	\$50,000	\$0	\$0	\$50,000	RL - Rail Highway, Toll Credit
ROW	2015	\$5,000	\$0	\$0	\$5,000	RL - Rail Highway, Toll Credit
ROW	2016	\$5,000	\$0	\$0	\$5,000	RL - Rail Highway, Toll Credit
ROW	2017	\$5,000	\$0	\$0	\$5,000	RL - Rail Highway, Toll Credit
ROW	2018	\$5,000	\$0	\$0	\$5,000	RL - Rail Highway, Toll Credit
Construction	2015	\$1,700,000	\$0	\$0	\$1,700,000	RL - Rail Highway, Toll Credit
Construction	2016	\$1,100,000	\$0	\$0	\$1,100,000	RL - Rail Highway, Toll Credit
Construction	2017	\$1,100,000	\$0	\$0	\$1,100,000	RL - Rail Highway, Toll Credit
Construction	2018	\$1,100,000	\$0	\$0	\$1,100,000	RL - Rail Highway, Toll Credit
Planning	2016	\$5,000	\$0	\$0	\$5,000	RL - Rail Highway, Toll Credit
Planning	2017	\$5,000	\$0	\$0	\$5,000	RL - Rail Highway, Toll Credit
Planning	2018	\$5,000	\$0	\$0	\$5,000	RL - Rail Highway, Toll Credit
		\$5,225,000	\$0	\$0	\$5,225,000	

MPO: Undetermined

All Project Cost

\$19,993,438

2015 - 2018 STIP Report Project List

Amended
7/11/2016

STATEWIDE

Regionally Significant: No

SRTS

Managed By: DOT

CAA Code: ALL

Scope: SAFE ROUTES TO SCHOOL PROGRAM

Phase	Year	Federal	State	Other	Total	Funding
PE	2015	\$94,999	\$0	\$0	\$94,999	Safe Routes to School
PE	2016	\$220,000	\$0	\$0	\$220,000	Safe Routes to School
ROW	2015	\$25,275	\$0	\$0	\$25,275	Safe Routes to School
ROW	2016	\$30,000	\$0	\$0	\$30,000	Safe Routes to School
ROW	2017	\$10,000	\$0	\$0	\$10,000	Safe Routes to School
ROW	2018	\$5,000	\$0	\$0	\$5,000	Safe Routes to School
Construction	2015	\$556,422	\$0	\$0	\$556,422	Safe Routes to School
Construction	2016	\$2,200,000	\$0	\$0	\$2,200,000	Safe Routes to School
Construction	2017	\$831,578	\$0	\$0	\$831,578	Safe Routes to School
Construction	2018	\$297,000	\$0	\$0	\$297,000	Safe Routes to School
		\$4,270,274	\$0	\$0	\$4,270,274	

MPO: Undetermined

All Project Cost

\$8,561,274

STATEWIDE

Regionally Significant: No

SSRR

Managed By: DOT

CAA Code: ALL

Scope: SECONDARY SYSTEM RECLAMATION / REHAB WITH VARIOUS PAVEMENT TREATMENTS [Parent]

Phase	Year	Federal	State	Other	Total	Funding
PE	2015	\$100,000	\$0	\$0	\$100,000	STP-State Flexible, Toll Credit
PE	2016	\$100,000	\$0	\$0	\$100,000	STP-State Flexible, Toll Credit
ROW	2015	\$5,000	\$0	\$0	\$5,000	STP-State Flexible, Toll Credit
ROW	2016	\$5,000	\$0	\$0	\$5,000	STP-State Flexible, Toll Credit
Construction	2015	\$2,900,000	\$0	\$0	\$2,900,000	STP-State Flexible, Toll Credit
Construction	2016	\$2,900,000	\$0	\$0	\$2,900,000	STP-State Flexible, Toll Credit
		\$6,010,000	\$0	\$0	\$6,010,000	

MPO: Undetermined

All Project Cost

\$24,080,000

2015 - 2018 STIP Report Project List

Amended
7/11/2016

STATEWIDE

Regionally Significant: No

TA

Managed By: DOT

CAA Code: ALL

Scope: TRANSPORTATION ALTERNATIVES PROGRAM (TAP)

Phase	Year	Federal	State	Other	Total	Funding
PE	2015	\$43,431	\$0	\$10,858	\$54,289	Other, TAP - Transportation Alternatives
PE	2016	\$800,000	\$0	\$200,000	\$1,000,000	Other, TAP - Transportation Alternatives
PE	2017	\$29,680	\$0	\$7,420	\$37,100	Other, TAP - Transportation Alternatives
PE	2018	\$252,760	\$0	\$63,190	\$315,950	Other, TAP - Transportation Alternatives
ROW	2016	\$160,000	\$0	\$40,000	\$200,000	Other, TAP - Transportation Alternatives
ROW	2017	\$24,000	\$0	\$6,000	\$30,000	Other, TAP - Transportation Alternatives
ROW	2018	\$102,120	\$0	\$25,530	\$127,650	Other, TAP - Transportation Alternatives
Construction	2016	\$500,000	\$0	\$125,000	\$625,000	Other, TAP - Transportation Alternatives
Construction	2017	\$2,496,000	\$0	\$624,000	\$3,120,000	Other, TAP - Transportation Alternatives
Construction	2018	\$1,992,000	\$0	\$498,000	\$2,490,000	Other, TAP - Transportation Alternatives
Other	2015	\$112,800	\$0	\$28,200	\$141,000	Other, TAP - Transportation Alternatives
Other	2016	\$400,000	\$0	\$100,000	\$500,000	Other, TAP - Transportation Alternatives
Other	2017	\$4,000	\$0	\$1,000	\$5,000	Other, TAP - Transportation Alternatives
Other	2018	\$206,800	\$0	\$51,700	\$258,500	Other, TAP - Transportation Alternatives
		\$7,123,591	\$0	\$1,780,898	\$8,904,489	

MPO: Undetermined

All Project Cost
\$28,057,089

2015 - 2018 STIP Report Project List

Amended
7/11/2016

STATEWIDE

Regionally Significant: No

TRAIN

Managed By: DOT

CAA Code: 0

Scope: ANNUAL TRAINING PROGRAM (Annual Project)

Phase	Year	Federal	State	Other	Total	Funding
PE	2016	\$129,350	\$0	\$0	\$129,350	STP-State Flexible, Toll Credit
Other	2015	\$200,000	\$0	\$0	\$200,000	STP-State Flexible
Other	2017	\$200,000	\$0	\$0	\$200,000	STP-State Flexible, Toll Credit
Other	2018	\$200,000	\$0	\$0	\$200,000	STP-State Flexible, Toll Credit
		\$729,350	\$0	\$0	\$729,350	

MPO: CNHRPC

All Project Cost

\$3,005,262

STATEWIDE

Regionally Significant: No

TSMO

Managed By: DOT

CAA Code: ALL

Scope: Statewide Transportation Systems Management and Operations, ITS Technologies, Traveler Info

Phase	Year	Federal	State	Other	Total	Funding
PE	2015	\$250,000	\$0	\$0	\$250,000	STP-State Flexible, Toll Credit
PE	2016	\$275,000	\$0	\$0	\$275,000	STP-State Flexible, Toll Credit
PE	2017	\$275,000	\$0	\$0	\$275,000	STP-State Flexible, Toll Credit
PE	2018	\$220,000	\$55,000	\$0	\$275,000	NH Highway Fund, STP-State Flexible
Construction	2016	\$75,000	\$0	\$0	\$75,000	STP-State Flexible, Toll Credit
Construction	2017	\$75,000	\$0	\$0	\$75,000	STP-State Flexible, Toll Credit
Construction	2018	\$60,000	\$15,000	\$0	\$75,000	NH Highway Fund, STP-State Flexible
		\$1,230,000	\$70,000	\$0	\$1,300,000	

MPO: Undetermined

All Project Cost

\$5,275,000

Statewide Historic Bridge Management Plan

Regionally Significant: No

40054

Managed By: DOT

CAA Code: ATT

Scope: Develop Statewide Historic Bridge Management Plan

Phase	Year	Federal	State	Other	Total	Funding
PE	2016	\$225,500	\$0	\$0	\$225,500	STP-State Flexible, Toll Credit
		\$225,500	\$0	\$0	\$225,500	

MPO: Undetermined

All Project Cost

\$225,500

Statewide LTAP

Regionally Significant: No

LTAP

Managed By: DOT

CAA Code: ATT

Scope: Local Technology Assistance Program (LTAP) administered by the Technology Transfer Center @ UNH

Phase	Year	Federal	State	Other	Total	Funding
Planning	2015	\$250,000	\$0	\$0	\$250,000	Local Tech Assistance Program
Planning	2016	\$150,000	\$0	\$0	\$150,000	Local Tech Assistance Program
Planning	2017	\$150,000	\$0	\$0	\$150,000	Local Tech Assistance Program
Planning	2018	\$150,000	\$0	\$0	\$150,000	Local Tech Assistance Program
		\$700,000	\$0	\$0	\$700,000	

MPO: Undetermined

All Project Cost

\$1,900,000

Statewide Scour Efforts

Regionally Significant: No

14744

Managed By: DOT

CAA Code: ATT

Scope: Scour & Hydraulic Analysis on Various Bridges; POAs, Scour Manual & Water Surface Elevation Markers

Phase	Year	Federal	State	Other	Total	Funding
PE	2016	\$275,000	\$0	\$0	\$275,000	Bridge On/Off System, Toll Credit
		\$275,000	\$0	\$0	\$275,000	

MPO: Undetermined

All Project Cost

\$2,406,128

2015 - 2018 STIP Report Project List

Amended
 7/11/2016

STATEWIDE SPECIAL

Regionally Significant: No

DBE

Managed By: DOT

CAA Code: 0

Scope: IN HOUSE ADMINISTRATION OF THE FHWA SUPPORTIVE PROGRAM: "DBE COMPLIANCE MONITORING (Annual Program)

Phase	Year	Federal	State	Other	Total	Funding
Other	2015	\$90,000	\$0	\$0	\$90,000	STP-DBE
Other	2016	\$90,000	\$0	\$0	\$90,000	STP-DBE
Other	2017	\$90,000	\$0	\$0	\$90,000	STP-DBE
Other	2018	\$90,000	\$0	\$0	\$90,000	STP-DBE
		\$360,000	\$0	\$0	\$360,000	

MPO: Undetermined

All Project Cost

\$1,440,000

Statewide Tier 1 Pavement Preservation

Regionally Significant: No

PAVE-T1-PRES

Managed By: DOT

CAA Code: ALL

Scope: Preservation of Tier 1 pavements.

Phase	Year	Federal	State	Other	Total	Funding
PE	2017	\$100,000	\$0	\$0	\$100,000	STP-State Flexible, Toll Credit
PE	2018	\$100,000	\$0	\$0	\$100,000	STP-State Flexible, Toll Credit
Construction	2017	\$1,780,000	\$0	\$0	\$1,780,000	STP-State Flexible, Toll Credit
Construction	2018	\$600,000	\$0	\$0	\$600,000	STP-State Flexible, Toll Credit
		\$2,580,000	\$0	\$0	\$2,580,000	

MPO: Undetermined

All Project Cost

\$103,280,000

2015 - 2018 STIP Report Project List

Amended
7/11/2016

Statewide Tier 2 Maintenance Pave

Regionally Significant: No

PAVE-T2-MAINT

Managed By: DOT

CAA Code: ALL

Scope: Maintenance paving of the tier 2 system.

Phase	Year	Federal	State	Other	Total	Funding
PE	2017	\$100,000	\$0	\$0	\$100,000	STP-State Flexible, Toll Credit
PE	2018	\$100,000	\$0	\$0	\$100,000	STP-State Flexible, Toll Credit
ROW	2017	\$5,000	\$0	\$0	\$5,000	STP-State Flexible, Toll Credit
ROW	2018	\$5,000	\$0	\$0	\$5,000	STP-State Flexible, Toll Credit
Construction	2017	\$2,900,000	\$0	\$0	\$2,900,000	STP-State Flexible, Toll Credit
Construction	2018	\$2,900,000	\$0	\$0	\$2,900,000	STP-State Flexible, Toll Credit
		\$6,010,000	\$0	\$0	\$6,010,000	

MPO: Undetermined

All Project Cost

\$57,810,000

Statewide Tier 2 Pavement Preservation

Regionally Significant: No

PAVE-T2-PRES

Managed By: DOT

CAA Code: ALL

Scope: Preservation of Tier 2 pavements.

Phase	Year	Federal	State	Other	Total	Funding
PE	2017	\$100,000	\$0	\$0	\$100,000	STP-State Flexible, Toll Credit
PE	2018	\$100,000	\$0	\$0	\$100,000	STP-State Flexible, Toll Credit
ROW	2017	\$25,000	\$0	\$0	\$25,000	STP-State Flexible, Toll Credit
ROW	2018	\$25,000	\$0	\$0	\$25,000	STP-State Flexible, Toll Credit
Construction	2017	\$7,900,000	\$0	\$0	\$7,900,000	STP-State Flexible, Toll Credit
Construction	2018	\$7,900,000	\$0	\$0	\$7,900,000	STP-State Flexible, Toll Credit
		\$16,050,000	\$0	\$0	\$16,050,000	

MPO: Undetermined

All Project Cost

\$80,250,000

2015 - 2018 STIP Report Project List

Amended
 7/11/2016

Statewide Underwater Bridge Inspection

Regionally Significant: No

UBI

Managed By: DOT

CAA Code: ALL

Scope: UNDERWATER BRIDGE INSPECTION (Annual Project)

Phase	Year	Federal	State	Other	Total	Funding
PE	2015	\$50,000	\$0	\$0	\$50,000	STP-State Flexible, Toll Credit
PE	2016	\$50,000	\$0	\$0	\$50,000	STP-State Flexible, Toll Credit
PE	2017	\$50,000	\$0	\$0	\$50,000	STP-State Flexible, Toll Credit
PE	2018	\$50,000	\$0	\$0	\$50,000	STP-State Flexible, Toll Credit
		\$200,000	\$0	\$0	\$200,000	

MPO: Undetermined

All Project Cost

\$710,500

Statewide-ITS

Regionally Significant: Yes

20248

Managed By: DOT

CAA Code: ATT

Scope: Software & hardware for an transportation management system (ATMS) and traveler information system

Phase	Year	Federal	State	Other	Total	Funding
Construction	2015	\$109,800	\$0	\$2,555,131	\$2,664,930	Congestion Mitigation and Air Quality Program, Maine, Toll Credit, Vermont
Construction	2016	\$50,600	\$0	\$0	\$50,600	Congestion Mitigation and Air Quality Program, Toll Credit
		\$160,400	\$0	\$2,555,131	\$2,715,530	

MPO: RPC, SNHPC, SRPC

All Project Cost

\$4,783,030

2015 - 2018 STIP Report Project List

Amended
 7/11/2016

STATEWIDE-RWIS

Regionally Significant: No
 Managed By: DOT
 CAA Code: ATT

25198

Scope: To install Road and Weather systems around the State.

Phase	Year	Federal	State	Other	Total	Funding
PE	2016	\$0	\$17,355	\$0	\$17,355	Turnpike Capital
Construction	2016	\$431,200	\$0	\$0	\$431,200	STP-State Flexible, Toll Credit
		\$431,200	\$17,355	\$0	\$448,555	

MPO: Undetermined

All Project Cost
\$543,155

STEWARTSTOWN

Regionally Significant: No
 Managed By: DOT
 CAA Code: ATT

16312

Scope: REPLACE BRIDGE OVER BISHOP BROOK - 121/114 (Red List)

Phase	Year	Federal	State	Other	Total	Funding
PE	2015	\$170,500	\$0	\$0	\$170,500	Bridge On/Off System, Equity Bonus, Minimum Guarantee, STP-5 to 200K, Toll Credit
PE	2016	\$38,500	\$0	\$0	\$38,500	STP-State Flexible, Toll Credit
ROW	2015	\$11,000	\$0	\$0	\$11,000	Bridge On/Off System, Toll Credit
ROW	2016	\$5,500	\$0	\$0	\$5,500	Bridge On/Off System, Toll Credit
Construction	2016	\$1,980,000	\$0	\$0	\$1,980,000	Bridge On/Off System, Toll Credit
		\$2,205,500	\$0	\$0	\$2,205,500	

MPO: NCC

All Project Cost
\$2,288,000

2015 - 2018 STIP Report Project List

Amended
 7/11/2016

STEWARTSTOWN, NH - CANAAN, VT

Regionally Significant: No
 Managed By: DOT
 CAA Code: ATT

15838

Scope: Bridge rehabilitation over Connecticut River

Phase	Year	Federal	State	Other	Total	Funding
PE	2015	\$162,600	\$0	\$64,000	\$226,600	Bridge Off System, Bridge On/Off System, Non Participating, Toll Credit
PE	2016	\$11,000	\$0	\$1,500	\$12,500	Bridge On/Off System, Non Participating, Toll Credit
ROW	2015	\$13,970	\$0	\$0	\$13,970	Bridge Off System, Toll Credit
Construction	2016	\$3,600,300	\$0	\$1,273,000	\$4,873,300	Bridge Off System, Non Participating, Toll Credit
Construction	2017	\$743,556	\$0	\$263,160	\$1,006,716	Bridge Off System, Non Participating, Toll Credit
		\$4,531,426	\$0	\$1,601,660	\$6,133,086	

MPO: NCC

All Project Cost
\$6,438,236

STRATHAM

Regionally Significant: No
 Managed By: Muni/Local
 CAA Code: ATT

27771

Scope: Pedestrian and Bicycle improvements in the village district

Phase	Year	Federal	State	Other	Total	Funding
PE	2015	\$33,600	\$0	\$8,400	\$42,000	STP-Enhancement, Towns
ROW	2015	\$16,000	\$0	\$4,000	\$20,000	STP-Enhancement, Towns
Construction	2015	\$307,170	\$0	\$76,793	\$383,963	STP-Enhancement, Towns
		\$356,770	\$0	\$89,193	\$445,963	

MPO: RPC

All Project Cost
\$517,213

2015 - 2018 STIP Report Project List

Amended
 7/11/2016

SWANZEY

Regionally Significant: No
 Managed By: DOT
 CAA Code: ATT

23737

Scope: Bridge Rehabilitation-Sawyers Crossing over Ashuelot River-Scour protection for abutments and pier.

Phase	Year	Federal	State	Other	Total	Funding
Construction	2016	\$264,000	\$52,800	\$13,200	\$330,000	Bridge Special, State Aid Bridge, Towns
		\$264,000	\$52,800	\$13,200	\$330,000	

MPO: SWRPC

All Project Cost
\$445,500

TAMWORTH

Regionally Significant: No
 Managed By: DOT
 CAA Code: ATT

16239

Scope: Bridge Replacement of bridge carrying NH 113 over Bearcamp River

Phase	Year	Federal	State	Other	Total	Funding
PE	2016	\$330,000	\$0	\$0	\$330,000	STP-State Flexible, Toll Credit
Construction	2017	\$0	\$2,322,000	\$0	\$2,322,000	SB367-4-Cents
Construction	2018	\$0	\$2,396,304	\$0	\$2,396,304	SB367-4-Cents
		\$330,000	\$4,718,304	\$0	\$5,048,304	

MPO: LRPC

All Project Cost
\$5,443,204

2015 - 2018 STIP Report Project List

Amended
 7/11/2016

Tier 1-2 Bridge Maintenance & Preservation

Regionally Significant: No
 Managed By: DOT
 CAA Code: ALL

BRDG-T1/2-M&P

Scope: ---

Phase	Year	Federal	State	Other	Total	Funding
PE	2017	\$100,000	\$0	\$0	\$100,000	STP-State Flexible, Toll Credit
PE	2018	\$100,000	\$0	\$0	\$100,000	STP-State Flexible, Toll Credit
ROW	2017	\$25,000	\$0	\$0	\$25,000	STP-State Flexible, Toll Credit
ROW	2018	\$25,000	\$0	\$0	\$25,000	STP-State Flexible, Toll Credit
Construction	2017	\$3,000,000	\$0	\$0	\$3,000,000	STP-State Flexible, Toll Credit
Construction	2018	\$3,000,000	\$0	\$0	\$3,000,000	STP-State Flexible, Toll Credit
		\$6,250,000	\$0	\$0	\$6,250,000	

MPO: Undetermined

All Project Cost
\$71,250,000

Tier 3-4 Bridge Maintenance & Preservation

Regionally Significant: No
 Managed By: DOT
 CAA Code: ALL

BRDG-T3/4-M&P

Scope: ---

Phase	Year	Federal	State	Other	Total	Funding
PE	2017	\$50,000	\$0	\$0	\$50,000	STP-State Flexible, Toll Credit
PE	2018	\$50,000	\$0	\$0	\$50,000	STP-State Flexible, Toll Credit
ROW	2017	\$10,000	\$0	\$0	\$10,000	STP-State Flexible, Toll Credit
ROW	2018	\$10,000	\$0	\$0	\$10,000	STP-State Flexible, Toll Credit
Construction	2017	\$1,900,000	\$0	\$0	\$1,900,000	STP-State Flexible, Toll Credit
Construction	2018	\$1,900,000	\$0	\$0	\$1,900,000	STP-State Flexible, Toll Credit
		\$3,920,000	\$0	\$0	\$3,920,000	

MPO: Undetermined

All Project Cost
\$24,400,000

2015 - 2018 STIP Report Project List

Amended
 7/11/2016

TILTON - NORTHFIELD

Regionally Significant: No
 Managed By: Muni/Local
 CAA Code: ATT

14839

Scope: PHASE 2: RAIL WITH TRAIL IMPROVEMENTS INCLUDING A STEEL ARCH BRIDGE OVER WINNIPESAUKEE RIVER

Phase	Year	Federal	State	Other	Total	Funding
Construction	2015	\$287,609	\$0	\$71,902	\$359,511	STP-Enhancement, Towns
		\$287,609	\$0	\$71,902	\$359,511	

MPO: LRPC

All Project Cost
\$549,011

TRAC

Regionally Significant: No
 Managed By: DOT
 CAA Code: 0

TRAC

Scope: Implement and participate in AASHTO TRAC program in local high schools.

Phase	Year	Federal	State	Other	Total	Funding
PE	2015	\$22,000	\$0	\$0	\$22,000	STP-State Flexible, Toll Credit
PE	2016	\$22,000	\$0	\$0	\$22,000	STP-State Flexible, Toll Credit
PE	2017	\$22,000	\$0	\$0	\$22,000	STP-State Flexible, Toll Credit
PE	2018	\$17,600	\$4,400	\$0	\$22,000	NH Highway Fund, STP-State Flexible
		\$83,600	\$4,400	\$0	\$88,000	

MPO: Undetermined

All Project Cost
\$308,000

2015 - 2018 STIP Report Project List

Amended
 7/11/2016

Trapeze Software Group, Inc.

Regionally Significant: No
 Managed By: DOT
 CAA Code: ALL

68069B

Scope: Statewide rideshare database utilizing Trapeze Ridepro software

Phase	Year	Federal	State	Other	Total	Funding
Other	2016	\$32,398	\$8,100	\$0	\$40,498	Congestion Mitigation and Air Quality Program, Turnpike Capital
Other	2017	\$35,107	\$8,777	\$0	\$43,883	Congestion Mitigation and Air Quality Program, Turnpike Capital
Other	2018	\$38,042	\$9,510	\$0	\$47,552	Congestion Mitigation and Air Quality Program, Turnpike Capital
		\$105,547	\$26,387	\$0	\$131,933	

MPO: RPC, SRPC

All Project Cost
\$131,933

Troy

Regionally Significant: No
 Managed By: DOT
 CAA Code: ATT

40371

Scope: Bridge Replacement of the bridge (Br No 096/091) carrying NH Route 12 over NHRR (ABD)

Phase	Year	Federal	State	Other	Total	Funding
PE	2017	\$175,729	\$0	\$0	\$175,729	Bridge On/Off System, Toll Credit
PE	2018	\$241,803	\$60,451	\$0	\$302,254	Bridge On/Off System, NH Highway Fund
		\$417,532	\$60,451	\$0	\$477,983	

MPO: SWRPC

All Project Cost
\$6,560,037

2015 - 2018 STIP Report Project List

Amended
 7/11/2016

UNH/WILDCAT CMAQ NEWINGTON-DOVER

Regionally Significant: No
 Managed By: DOT
 CAA Code: ATT

68070

Scope: Capital Equipment Purchases and Operating Support for UNH/Wildcat Bus Services

Phase	Year	Federal	State	Other	Total	Funding
PE	2015	\$0	\$48,184	\$0	\$48,184	Turnpike Capital
Other	2015	\$192,738	\$0	\$0	\$192,738	FTA 5307 Capital and Operating Program
Other	2016	\$0	\$242,000	\$0	\$242,000	Turnpike Capital
Other	2017	\$0	\$249,744	\$0	\$249,744	Turnpike Capital
		\$192,738	\$539,928	\$0	\$732,666	

MPO: Undetermined

All Project Cost
\$1,987,378

USSS

Regionally Significant: No
 Managed By: DOT
 CAA Code: ALL

USSS

Scope: Project to update signing on state system

Phase	Year	Federal	State	Other	Total	Funding
PE	2015	\$30,000	\$0	\$0	\$30,000	STP-State Flexible, Toll Credit
PE	2017	\$60,000	\$0	\$0	\$60,000	STP-State Flexible, Toll Credit
PE	2018	\$30,000	\$0	\$0	\$30,000	STP-State Flexible, Toll Credit
Construction	2015	\$500,000	\$0	\$0	\$500,000	STP-State Flexible, Toll Credit
Construction	2017	\$894,000	\$0	\$0	\$894,000	STP-State Flexible, Toll Credit
Construction	2018	\$500,000	\$0	\$0	\$500,000	STP-State Flexible, Toll Credit
		\$2,014,000	\$0	\$0	\$2,014,000	

MPO: Undetermined

All Project Cost
\$7,374,000

2015 - 2018 STIP Report Project List

Amended
 7/11/2016

Vendor Maintenance of ITS Devices

Regionally Significant: No
 Managed By: DOT
 CAA Code: ATT

27022

Scope: Vendor Maintenance of Statewide ITS devices

Phase	Year	Federal	State	Other	Total	Funding
Construction	2015	\$110,000	\$0	\$0	\$110,000	STP-State Flexible, Toll Credit
		\$110,000	\$0	\$0	\$110,000	

MPO: Undetermined

All Project Cost
\$247,500

WALPOLE - CHARLESTOWN

Regionally Significant: No
 Managed By: DOT
 CAA Code: ATT

14747

Scope: FROM NORTH WALPOLE RECONST TO NH 12A IN CHARLESTOWN, ADD SHOULDERS, IMPROVE DRAINAGE, RELOCATE RR

Phase	Year	Federal	State	Other	Total	Funding
PE	2015	\$275,000	\$0	\$0	\$275,000	STP-Non Urban Areas Under 5K, Toll Credit
PE	2016	\$385,000	\$0	\$0	\$385,000	STP-Non Urban Areas Under 5K, Toll Credit
PE	2017	\$227,040	\$0	\$0	\$227,040	STP-Non Urban Areas Under 5K, Toll Credit
ROW	2015	\$550,000	\$0	\$0	\$550,000	STP-Non Urban Areas Under 5K, Toll Credit
ROW	2016	\$55,000	\$0	\$0	\$55,000	STP-Non Urban Areas Under 5K, Toll Credit
		\$1,492,040	\$0	\$0	\$1,492,040	

MPO: SWRPC, UVLSRPC

All Project Cost
\$10,724,898

2015 - 2018 STIP Report Project List

Amended
 7/11/2016

WALPOLE-CHARLESTOWN

Regionally Significant: No
 Managed By: DOT
 CAA Code: ATT

14747A

Scope: Break out railroad relocation portion of Walpole-Charlestown, 14747 project

Phase	Year	Federal	State	Other	Total	Funding
Construction	2016	\$1,032,000	\$0	\$0	\$1,032,000	STP-State Flexible, Toll Credit
Construction	2017	\$9,127,256	\$0	\$0	\$9,127,256	STP-State Flexible, Toll Credit
Construction	2018	\$2,321,309	\$580,327	\$0	\$2,901,637	NH Highway Fund, STP-State Flexible
		\$12,480,565	\$580,327	\$0	\$13,060,892	

MPO: SWRPC, UVLSRPC

All Project Cost
\$13,060,892

WARNER

Regionally Significant: No
 Managed By: DOT
 CAA Code: ATT

40512

Scope: Pavement joint south of exit 8 to pavement joint north of exit 9 Includes Exits 8 and 9

Phase	Year	Federal	State	Other	Total	Funding
PE	2016	\$44,000	\$0	\$0	\$44,000	National Highway System, Toll Credit
PE	2017	\$181,632	\$0	\$0	\$181,632	National Highway System, Toll Credit
PE	2018	\$117,153	\$0	\$0	\$117,153	National Highway System, Toll Credit
ROW	2017	\$56,760	\$0	\$0	\$56,760	National Highway System, Toll Credit
ROW	2018	\$58,576	\$0	\$0	\$58,576	National Highway System, Toll Credit
		\$458,121	\$0	\$0	\$458,121	

MPO: CNHRPC

All Project Cost
\$10,284,997

2015 - 2018 STIP Report Project List

Amended
 7/11/2016

WENTWORTH

Regionally Significant: No
 Managed By: DOT
 CAA Code: ATT

26903

Scope: Removal of Br. No. 148/121 East Side Road over Baker River (Red List, bypassed historic, closed)

Phase	Year	Federal	State	Other	Total	Funding
PE	2015	\$66,000	\$0	\$0	\$66,000	STP-State Flexible, Toll Credit
ROW	2015	\$6,050	\$0	\$0	\$6,050	STP-State Flexible, Toll Credit
Construction	2016	\$308,000	\$0	\$0	\$308,000	STP-Non Urban Areas Under 5K, Toll Credit
		\$380,050	\$0	\$0	\$380,050	

MPO: NCC

All Project Cost
\$380,050

Wildcat Transit Fleet Replacement Phase VI

Regionally Significant: No
 Managed By: Other
 CAA Code: ATT

40419

Scope: UNH/WILDCAT TRANSIT: Replace six existing cutaway small transit vehicles

Phase	Year	Federal	State	Other	Total	Funding
Other	2015	\$420,000	\$0	\$105,000	\$525,000	FTA 5307 Capital and Operating Program, Other
		\$420,000	\$0	\$105,000	\$525,000	

MPO: RPC, SRPC

All Project Cost
\$525,000

2015 - 2018 STIP Report Project List

Amended
 7/11/2016

WILTON - MILFORD - AMHERST - BEDFORD

Regionally Significant: No
 Managed By: DOT
 CAA Code: ATT

13692

Scope: PE and ROW for corridor improvements from NH 31 in Wilton to Wallace Rd in Bedford

Phase	Year	Federal	State	Other	Total	Funding
PE	2016	\$330,000	\$0	\$0	\$330,000	National Highway System, Toll Credit
PE	2017	\$28,380	\$0	\$0	\$28,380	National Highway System, Toll Credit
PE	2018	\$77,288	\$0	\$0	\$77,288	National Highway System, Toll Credit
ROW	2018	\$174,091	\$0	\$0	\$174,091	National Highway System, Toll Credit
		\$609,759	\$0	\$0	\$609,759	

MPO: NRPC, SNHPC

All Project Cost
\$9,249,362

WINCHESTER

Regionally Significant: No
 Managed By: DOT
 CAA Code: ATT

23738

Scope: Bridge Rehab-Gunn Mountain Rd over Ashuelot River-Scour protection for abutments and pier.

Phase	Year	Federal	State	Other	Total	Funding
Construction	2016	\$264,000	\$52,800	\$13,200	\$330,000	Bridge Special, State Aid Bridge, Towns
		\$264,000	\$52,800	\$13,200	\$330,000	

MPO: SWRPC

All Project Cost
\$445,500



2015 - 2018 STIP Report Project List

Amended
7/11/2016

Wolfeboro

Regionally Significant: No
Managed By: DOT
CAA Code: ATT

29615

Scope: Improvements from NH 109 to Alton town line

Phase	Year	Federal	State	Other	Total	Funding
PE	2018	\$338,524	\$84,631	\$0	\$423,155	NH Highway Fund, National Highway System
ROW	2018	\$72,541	\$18,135	\$0	\$90,676	NH Highway Fund, National Highway System
		\$411,065	\$102,766	\$0	\$513,831	

MPO: LRPC

All Project Cost
\$11,967,944



FY2016 – FY 2019 Transportation Improvement Program
 Federal Highway Administration
 Eastern Federal Lands Highway Division
 October 1, 2015

Last Printed: 30Sep15

PROJECT	AWARD FY	STATE	COUNTY	PARK, REFUGE, FOREST OR OTHER PARTNER/AGENCY	DESCRIPTION	TYPE OF WORK	PRIMARY FUND SOURCE	ESTIMATED PROGRAM AMOUNT (RANGE)	FUNDS DELIVERED BY FROM TITLE	PHASE	CONGRESSIONAL DISTRICT	FIMA REGION
NH -- New Hampshire FW_GREA_10(1)	FY2016	NH	Rockingham	Great Bay National Wildlife Refuge	Rehabilitate Aboretum Drive	3RL	FLTP	Between \$1,000,000 and \$5,000,000	Title 23 EFLHD	In Acquisition	NH-01	FWS_R5
NH_FLAP_STFG_DOCK(1)	FY2016	NH	Coos	Umbagog National Wildlife Refuge	Construction of a wooden floating dock at the Umbagog Lake Boat Access in Cambridge, NH.	MISC	FLAP	Between \$25,000 and \$100,000	Title 23 STATE	Planned	NH-02	FWS_R5
FW_MASH_200956667	FY2017	NH	Hillsborough	Nashua National Fish Hatchery	Rehabilitate Entrance Road.	3RL	FLTP	Between \$25,000 and \$100,000	Title 23 FWS	Planned	NH-02	FWS_R5
FW_LAUM103(1)_SIC010	FY2018	NH	Coos & Essex	Umbagog National Wildlife Refuge & Silvio O'Connell	Umbagog- new box culv. Peter Farm Rd. Replace pipe culverts at 5 sites at Silvio O'Connell NWR.	MISC	FLTP	Between \$500,000 and \$1,000,000	Title 23 EFLHD	In Design	_VARIOUS	FWS_R5
NH_FLAP_DOT_STGAD(1)	FY2016	NH	Sullivan	National Park Service, Saint-Gaudens NHS	Reconstruct Saint Gaudens Road from Route 12A to Saint-Gaudens NHS in Sullivan County, NH.	3RH_3RL	FLAP	Between \$500,000 and \$1,000,000	Title 23 STATE	Planned	NH-02	NPS_NE

Approval signature is shown on the first page packet only.
 This listing reflects all newly identified and programmed and/or modified projects as of September 30, 2015. - Changes highlighted in green.

15731 Portsmouth, NH-Kittery,ME

Bridge Replacement & Paint over Piscataqua River-251/108 (Sarah Mildred Long Bridge) (Red List)

		Federal	NHDOT	Other	Total
<u>Preliminary Engineering</u>					
New Hampshire	2012	\$77,000.00	\$0.00	\$0.00	\$77,000.00
	2013	\$3,433,000.00	\$0.00	\$0.00	\$3,433,000.00
	2014	\$3,750,000.00	\$0.00	\$0.00	\$3,750,000.00
	2015	\$1,430,000.00	\$0.00	\$0.00	\$1,430,000.00
Maine	2012	\$0.00	\$0.00	\$70,000.00	\$70,000.00
	2013	\$0.00	\$0.00	\$3,440,000.00	\$3,440,000.00
	2014	\$0.00	\$0.00	\$3,640,000.00	\$3,640,000.00
	2015	\$0.00	\$0.00	\$750,000.00	\$750,000.00
<u>Right of Way</u>					
New Hampshire	2012	\$50,000.00	\$0.00	\$0.00	\$50,000.00
	2014	\$450,000.00	\$0.00	\$0.00	\$450,000.00
	2017	\$2,200,000.00	\$0.00	\$0.00	\$2,200,000.00
	2018	\$4,400,000.00	\$0.00	\$0.00	\$4,400,000.00
	2019	\$4,400,000.00	\$0.00	\$0.00	\$4,400,000.00
Maine	2014	\$0.00	\$0.00	\$50,000.00	\$50,000.00
	2015	\$0.00	\$0.00	\$50,000.00	\$50,000.00
<u>Construction</u>					
New Hampshire	2015	\$30,031,420.69	\$0.00	\$0.00	\$30,031,420.69
	2016	\$9,568,579.31	\$0.00	\$0.00	\$9,568,579.31
	2017	\$19,800,000.00	\$0.00	\$0.00	\$19,800,000.00
	2018	\$22,166,292.50	\$0.00	\$0.00	\$22,166,292.50
Maine	2015	\$0.00	\$0.00	\$23,480,000.00	\$23,480,000.00
	2016	\$0.00	\$0.00	\$35,820,000.00	\$35,820,000.00
	2017	\$0.00	\$0.00	\$12,000,000.00	\$12,000,000.00
	2018	\$0.00	\$0.00	\$2,912,284.00	\$2,912,284.00
Totals		\$101,756,292.50	\$0.00	\$82,212,284.00	\$183,968,576.50
TIGER (Maine)	2015	\$25,000,000.00	\$0.00	\$0.00	\$25,000,000.00

Handled by Maine DOT.